

2023 ROGERS COUNTY ASSESSOR'S OFFICE REPORT TO THE EXCISE BOARD

08/07/2023

City/Village								
DISTRICT	DESCRIPTION	PERSONAL PROPERTY	REAL PROPERTY	PUBLIC SERVICE	TOTAL VALUATION	HOMESTEAD EXEMPTIONS	OTHER EXEMPTIONS	NET VALUATION
T010	CLAREMORE CITY	32,288,032	145,790,053	3,408,425	181,486,510	2,710,761	2,182,137	176,593,612
T020	CATOOSA CITY	25,556,414	71,456,351	6,492,415	103,505,180	966,148	729,020	101,810,012
T021	OWASSO CITY	401,081	40,081,971	711,184	41,194,236	598,289	527,566	40,068,381
T030	CHELSEA CITY	1,051,388	5,780,640	645,168	7,477,196	272,604	85,299	7,119,293
T040	OOLOGAH CITY	699,270	8,393,616	808,657	9,901,543	208,500	101,977	9,591,066
T045	TALALA CITY	437,146	1,363,504	0	1,800,650	72,490	0	1,728,160
T050	INOLA CITY	2,929,931	11,279,465	1,020,050	15,229,446	319,969	213,779	14,695,698
T070	FOYIL CITY	300,804	1,324,030	113,128	1,737,962	57,891	57,571	1,622,500
T080	VERDIGRIS TOWN	1,265,529	42,524,615	678,443	44,468,587	966,483	914,286	42,587,818
CITY/VILLAGE TOTAL VALUATION		64,929,595	327,994,245	13,877,470	406,801,310	6,173,135	4,811,635	395,816,540

Comm-College								
DISTRICT	DESCRIPTION	PERSONAL PROPERTY	REAL PROPERTY	PUBLIC SERVICE	TOTAL VALUATION	HOMESTEAD EXEMPTIONS	OTHER EXEMPTIONS	NET VALUATION
V011	VO-TECH DISTRICT 11	133,116,026	762,735,028	117,457,570	1,013,308,624	18,219,660	17,375,796	977,713,168
V018	VO-TECH DISTRICT 18	71,152,511	118,848,718	10,070,933	200,072,162	1,557,887	1,471,227	197,043,048
COMM-COLLEGE TOTAL VALUATION		204,268,537	881,583,746	127,528,503	1,213,380,786	19,777,547	18,847,023	1,174,756,216

County								
DISTRICT	DESCRIPTION	PERSONAL PROPERTY	REAL PROPERTY	PUBLIC SERVICE	TOTAL VALUATION	HOMESTEAD EXEMPTIONS	OTHER EXEMPTIONS	NET VALUATION
C001	ROGERS COUNTY	204,268,537	881,583,746	127,528,503	1,213,380,786	19,777,547	18,847,023	1,174,756,216
COUNTY TOTAL VALUATION		204,268,537	881,583,746	127,528,503	1,213,380,786	19,777,547	18,847,023	1,174,756,216

Fire-District								
DISTRICT	DESCRIPTION	PERSONAL PROPERTY	REAL PROPERTY	PUBLIC SERVICE	TOTAL VALUATION	HOMESTEAD EXEMPTIONS	OTHER EXEMPTIONS	NET VALUATION
F001	VERDIGRIS FIRE	78,546,891	76,526,526	3,872,591	158,946,008	0	0	158,946,008
F002	LIMESTONE FIRE DIST	1,229,267	111,964,179	1,218,560	114,412,006	0	0	114,412,006
F003	NORTHWEST FIRE DIST	7,724,528	104,537,000	80,918,917	193,180,445	0	0	193,180,445
F006	COLLINSVILLE FIRE DIST	592,519	15,479,610	94,147	16,166,276	462,645	231,531	15,472,100
F007	FOYIL FIRE DISTRICT	3,128,328	26,967,512	6,000,688	36,096,528	0	0	36,096,528

2023 ROGERS COUNTY ASSESSOR'S OFFICE REPORT TO THE EXCISE BOARD

08/07/2023

F009	TRI-DISTRICT FIRE PROTEC	2,490,088	38,158,741	193,492	40,842,321	0	0	40,842,321
F022	FAIR OAKS FIRE DEPT	5,107,279	12,314,196	251,672	17,673,147	0	0	17,673,147
F025	NORTHWEST FIRE DIST (TT)	437,146	1,363,504	0	1,800,650	0	0	1,800,650
FIRE-DISTRICT TOTAL VALUATION		99,256,046	387,311,268	92,550,067	579,117,381	462,645	231,531	578,423,205

Other								
DISTRICT	DESCRIPTION	PERSONAL PROPERTY	REAL PROPERTY	PUBLIC SERVICE	TOTAL VALUATION	HOMESTEAD EXEMPTIONS	OTHER EXEMPTIONS	NET VALUATION
A004	OOLOGAH/TALALA AMBULANCE	7,171,290	79,635,016	80,566,804	167,373,110	2,322,416	2,021,347	163,029,347
OTHER TOTAL VALUATION		7,171,290	79,635,016	80,566,804	167,373,110	2,322,416	2,021,347	163,029,347

School								
DISTRICT	DESCRIPTION	PERSONAL PROPERTY	REAL PROPERTY	PUBLIC SERVICE	TOTAL VALUATION	HOMESTEAD EXEMPTIONS	OTHER EXEMPTIONS	NET VALUATION
S001	CLAREMORE SCHOOLS	30,673,825	186,442,710	7,134,640	224,251,175	3,821,754	3,362,181	217,067,240
S002	CATOOSA SCHOOLS	71,152,511	118,848,718	10,070,933	200,072,162	1,557,887	1,471,227	197,043,048
S003	CHELSEA SCHOOLS	2,835,277	25,421,930	8,842,546	37,099,753	1,237,254	786,817	35,075,682
S004	OOLOGAH SCHOOLS	7,171,290	79,635,016	80,566,804	167,373,110	2,322,416	2,021,347	163,029,347
S005	INOLA SCHOOLS	5,292,815	49,052,029	8,086,125	62,430,969	1,483,459	1,116,220	59,831,290
S006	SEQUOYAH SCHOOLS	3,278,271	51,463,946	1,953,416	56,695,633	1,617,320	1,821,449	53,256,864
S007	FOYIL SCHOOLS	1,557,132	14,040,193	1,209,612	16,806,937	677,522	469,977	15,659,438
S008	VERDIGRIS SCHOOLS	74,777,130	62,580,634	2,984,316	140,342,080	1,408,983	1,362,360	137,570,737
S009	JUSTUS-TIAWAH SCHOOLS	1,760,816	40,632,202	3,285,206	45,678,224	973,122	1,254,399	43,450,703
S021	OWASSO SCHOOLS	5,339,980	233,758,928	2,426,744	241,525,652	4,171,330	4,581,637	232,772,685
S026	COLLINSVILLE SCHOOLS	112,166	19,102,859	542,745	19,757,770	484,500	599,409	18,673,861
S032	MAYES SCHOOLS	317,324	604,581	425,416	1,347,321	22,000	0	1,325,321
SCHOOL TOTAL VALUATION		204,268,537	881,583,746	127,528,503	1,213,380,786	19,777,547	18,847,023	1,174,756,216

TIF-District								
DISTRICT	DESCRIPTION	PERSONAL PROPERTY	REAL PROPERTY	PUBLIC SERVICE	TOTAL VALUATION	HOMESTEAD EXEMPTIONS	OTHER EXEMPTIONS	NET VALUATION
TF01	BAKER HUGHES TIF	0	0	0	0	0	0	0
TF02	NEXTGEN TIF	403,116	45,955	0	449,071	0	0	449,071
TF03	PROMISE HOTELS	0	0	0	0	0	0	0

2023 ROGERS COUNTY ASSESSOR'S OFFICE REPORT TO THE EXCISE BOARD

08/07/2023

TF05	MELTON TRUCK TIF	195,672	1,122,360	0	1,318,032	0	0	1,318,032
TIF-DISTRICT TOTAL VALUATION		598,788	1,168,315	0	1,767,103	0	0	1,767,103

I, SCOTT MARSH, Assessor of Rogers County Oklahoma, do hereby certify that the foregoing is a true and correct statement of valuations for Real Estate, Personal Property, Public Service and Homestead Exemptions as certified by the State Board of Equalization and shown by the records in the County Assessor's office. Subscribed by my name and affixed the seal of the County Assessor's office on this day of 08/07/2023.

State of Oklahoma)
) SS
 Rogers County)




8-7-23
Date

SCOTT MARSH
 County Assessor
 Rogers County



Jeanne M. Heidlage


I, ~~CATHY PINKERTON BAKER~~, County Clerk of Rogers County Oklahoma, do hereby certify that the above is a true, correct and complete list of the valuations of Rogers County Oklahoma as certified by the Rogers County Assessor's office.



Jeanne M. Heidlage
~~CATHY PINKERTON BAKER~~
 County Clerk
 Rogers County

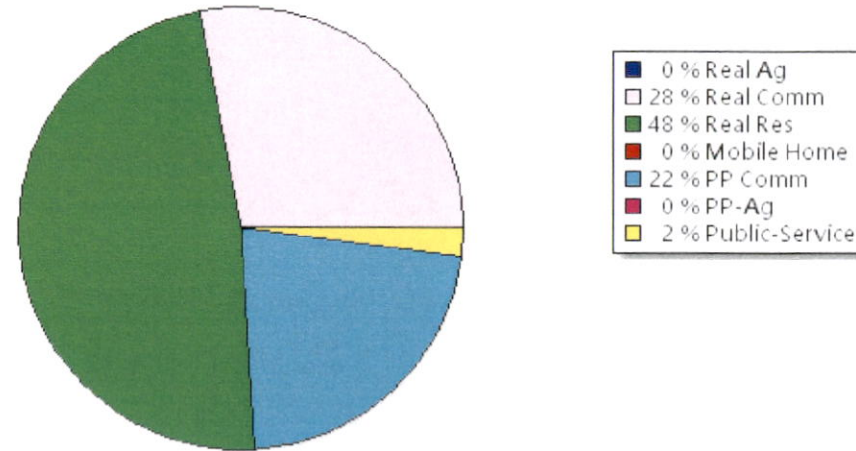


Excise Board: 

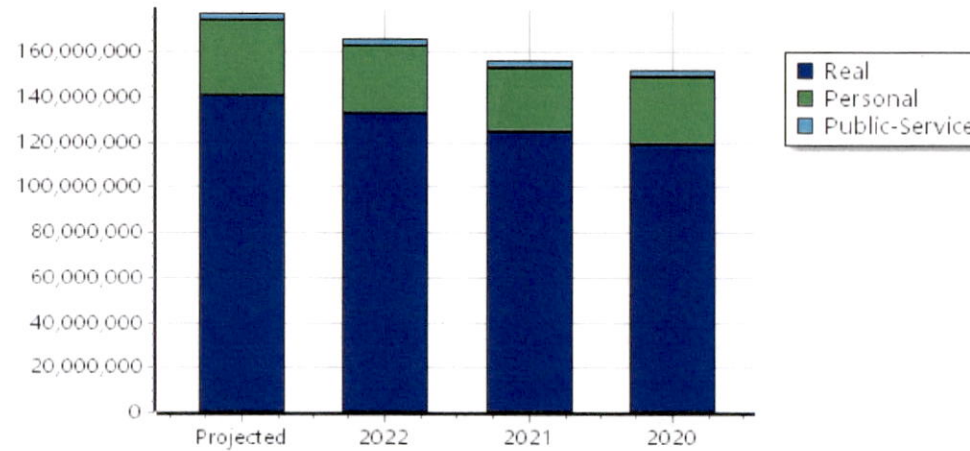


AUG 07 2023
Date

Real	Count	Value
Agricultural	73	523,727
Commercial	763	52,718,837
Residential	6,519	92,593,444
Total Real Value	7,355	145,836,008
Homestead	2,574	2,710,761
Veteran	120	2,182,137
Other	0	0
Total Exempt	2,810	4,892,898
TIF Increment Value		45,955
Net Assessed		140,897,155
Net Assessed Under Protest		
Senior Freeze	638	2,595,279
Capped Parcels	4,992	24,388,678



Personal	Count	Value
Agricultural	23	41,183
Commercial	963	40,825,523
Mobile Home	295	556,805
Total Personal	1,281	41,423,511
Total Exempt	27	8,732,363
TIF Increment Value		403,116
Net Assessed		32,288,032
Net Assessed Under Protest		
Public Service	Count	Value
Total PS Value	31	3,408,425
TIF Increment Value		0
Net Assessed		3,408,425

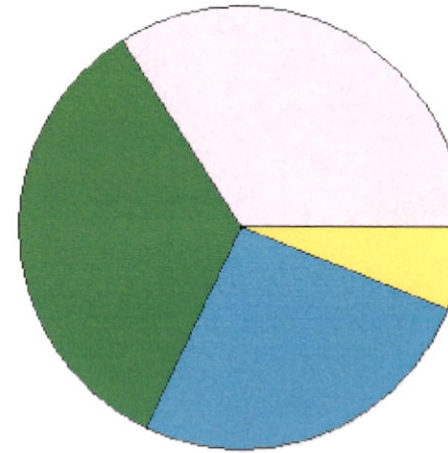


District Totals	
Total Gross Value	190,667,944
Homestead Loss	2,710,761
Other Exemption Loss	10,914,500
TIF Increment Value	449,071
Retained TIF Value	
Net Assessed Value	176,593,612
Net Assessed Under Protest	

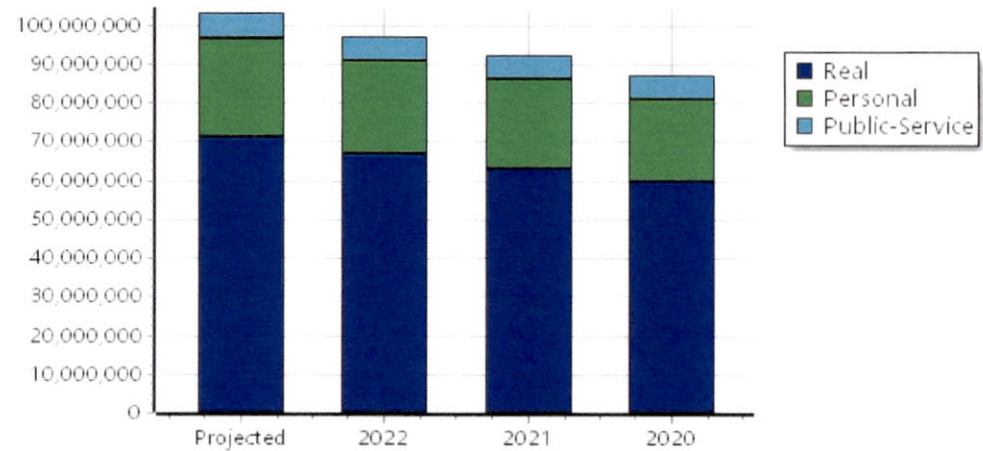
TIF Project Summary						
Code	Description	Expires	Base Value	Increment Value	Retained Inc	Total Value
2	NXTGEN Filterworks	2034	96,250	449,071		545,321
Total TIF Valuation :			96,250	449,071	0	545,321

* Public Service Protests Values are not included on this report.

Real	Count	Value
Agricultural	91	642,111
Commercial	412	35,935,132
Residential	2,441	36,001,468
Total Real Value	2,944	72,578,711
Homestead	941	966,148
Veteran	37	729,020
Other	0	0
Total Exempt	1,006	1,695,168
TIF Increment Value		1,122,360
Net Assessed		69,761,183
Net Assessed Under Protest		
Senior Freeze	182	842,244
Capped Parcels	1,677	13,696,391



Personal	Count	Value
Agricultural	15	13,441
Commercial	441	27,156,101
Mobile Home	220	321,961
Total Personal	676	27,491,503
Total Exempt	10	1,739,417
TIF Increment Value		195,672
Net Assessed		25,556,414
Net Assessed Under Protest		
Public Service	Count	Value
Total PS Value	18	6,492,415
TIF Increment Value		0
Net Assessed		6,492,415

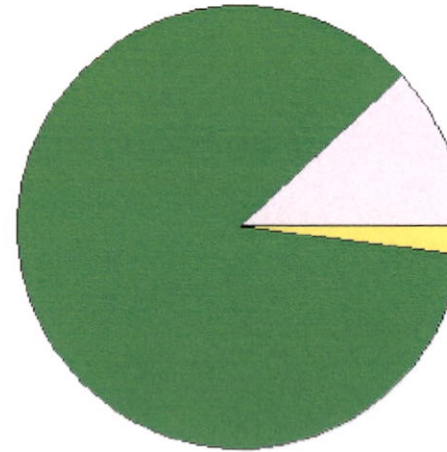


District Totals	
Total Gross Value	106,562,629
Homestead Loss	966,148
Other Exemption Loss	2,468,437
TIF Increment Value	1,318,032
Retained TIF Value	
Net Assessed Value	101,810,012
Net Assessed Under Protest	

TIF Project Summary						
Code	Description	Expires	Base Value	Increment Value	Retained Inc	Total Value
5	MELTON TRUCK LINES	2034	166,975	1,318,032		1,485,007
Total TIF Valuation :			166,975	1,318,032	0	1,485,007

* Public Service Protests Values are not included on this report.

Real	Count	Value
Agricultural	27	45,434
Commercial	20	4,534,166
Residential	1,725	35,502,371
Total Real Value	1,772	40,081,971
Homestead	568	598,289
Veteran	19	527,566
Other	0	0
Total Exempt	594	1,125,855



TIF Increment Value

Net Assessed 38,956,116

Net Assessed Under Protest

Senior Freeze	75	419,272
Capped Parcels	1,104	4,200,155

Personal	Count	Value
Agricultural	2	0
Commercial	41	401,081
Mobile Home	1	0
Total Personal	44	401,081
Total Exempt	0	0

TIF Increment Value

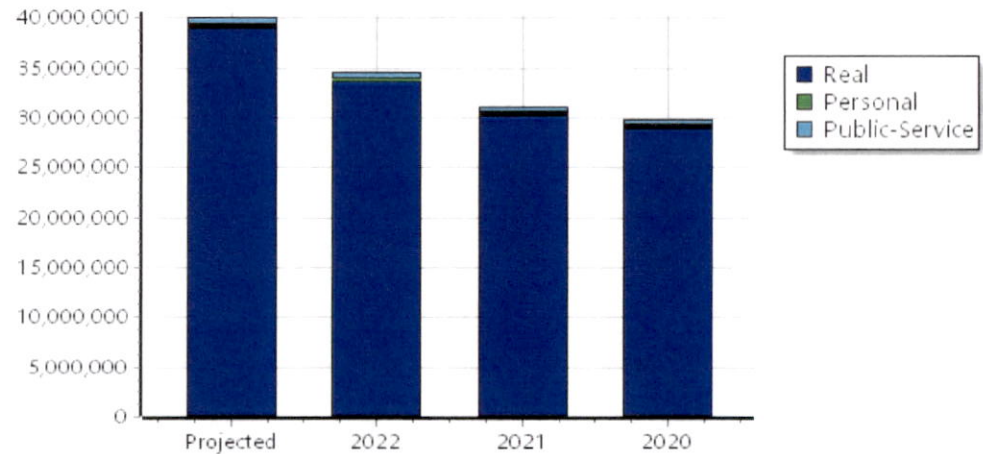
Net Assessed 401,081

Net Assessed Under Protest

Public Service	Count	Value
Total PS Value	7	711,184

TIF Increment Value

Net Assessed 711,184



District Totals

Total Gross Value	41,194,236
Homestead Loss	598,289
Other Exemption Loss	527,566

TIF Increment Value


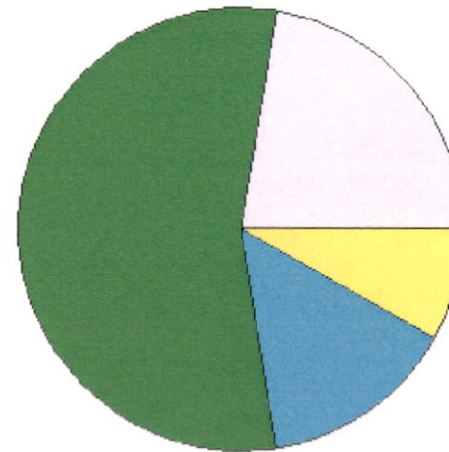
Retained TIF Value

Net Assessed Value 40,068,381

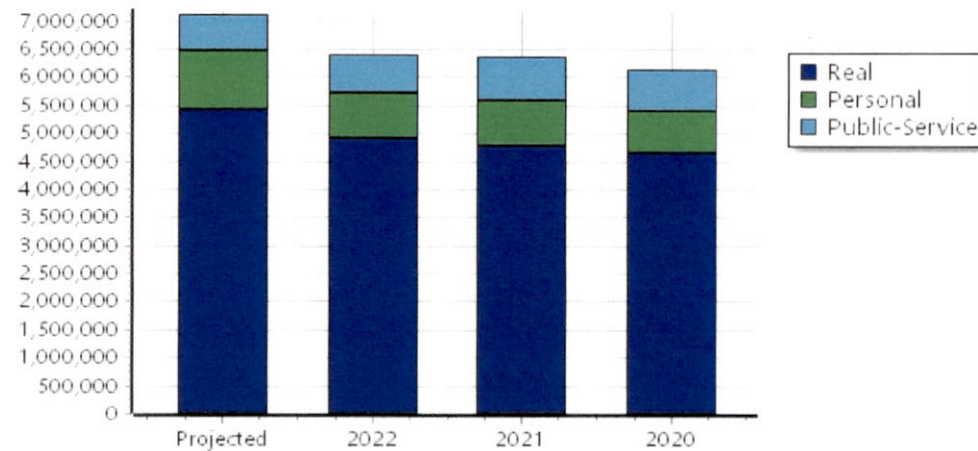
Net Assessed Under Protest

* Public Service Protests Values are not included on this report.

Real	Count	Value
Agricultural	8	32,559
Commercial	117	1,676,760
Residential	854	4,071,321
Total Real Value	979	5,780,640
Homestead	251	272,604
Veteran	8	85,299
Other	0	0
Total Exempt	283	357,903
TIF Increment Value		
Net Assessed		5,422,737
Net Assessed Under Protest		
Senior Freeze	63	171,077
Capped Parcels	595	3,100,935



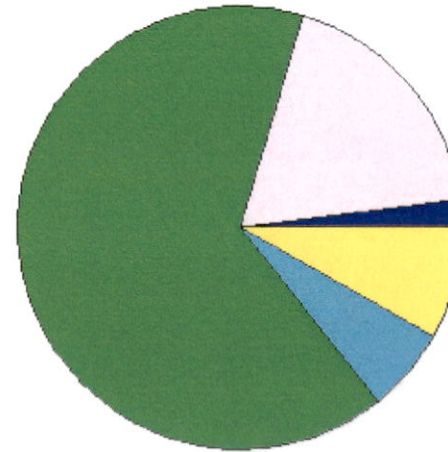
Personal	Count	Value
Agricultural	4	1,137
Commercial	115	1,051,080
Mobile Home	116	65,335
Total Personal	235	1,117,552
Total Exempt	3	66,164
TIF Increment Value		
Net Assessed		1,051,388
Net Assessed Under Protest		
Public Service		
Total PS Value	12	645,168
TIF Increment Value		
Net Assessed		645,168



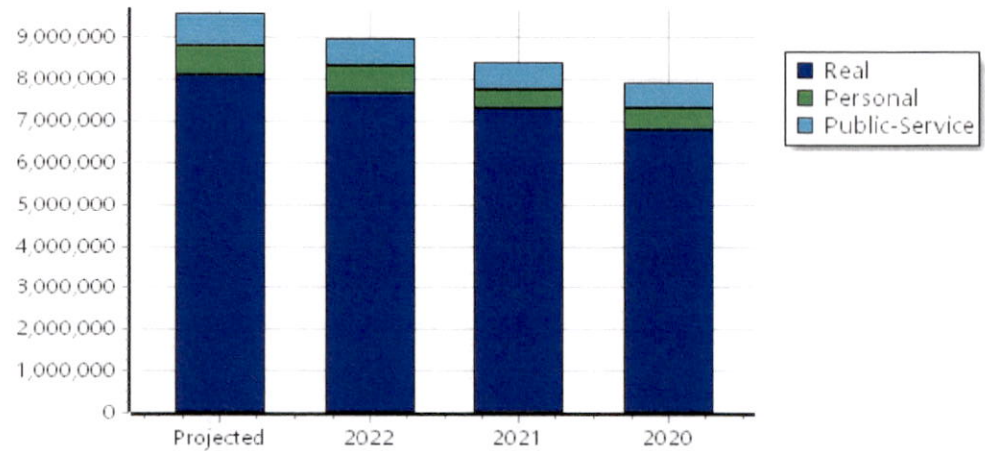
District Totals	
Total Gross Value	7,543,360
Homestead Loss	272,604
Other Exemption Loss	151,463
TIF Increment Value	
Retained TIF Value	
Net Assessed Value	7,119,293
Net Assessed Under Protest	

* Public Service Protests Values are not included on this report.

Real	Count	Value
Agricultural	22	128,475
Commercial	87	1,833,295
Residential	549	6,431,846
Total Real Value	658	8,393,616
Homestead	199	208,500
Veteran	6	101,977
Other	0	0
Total Exempt	215	310,477
TIF Increment Value		
Net Assessed		8,083,139
Net Assessed Under Protest		
Senior Freeze	44	159,641
Capped Parcels	327	1,229,305



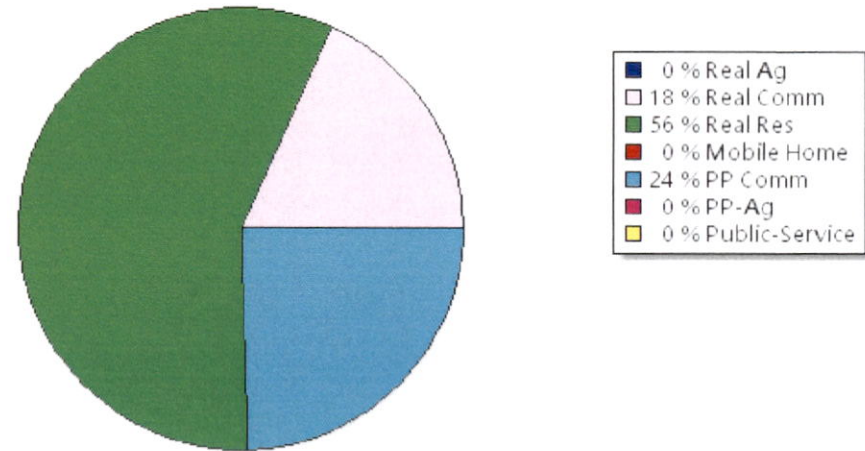
Personal	Count	Value
Agricultural	7	5,667
Commercial	97	680,966
Mobile Home	5	12,637
Total Personal	109	699,270
Total Exempt	0	0
TIF Increment Value		
Net Assessed		699,270
Net Assessed Under Protest		
Public Service	Count	Value
Total PS Value	12	808,657
TIF Increment Value		
Net Assessed		808,657



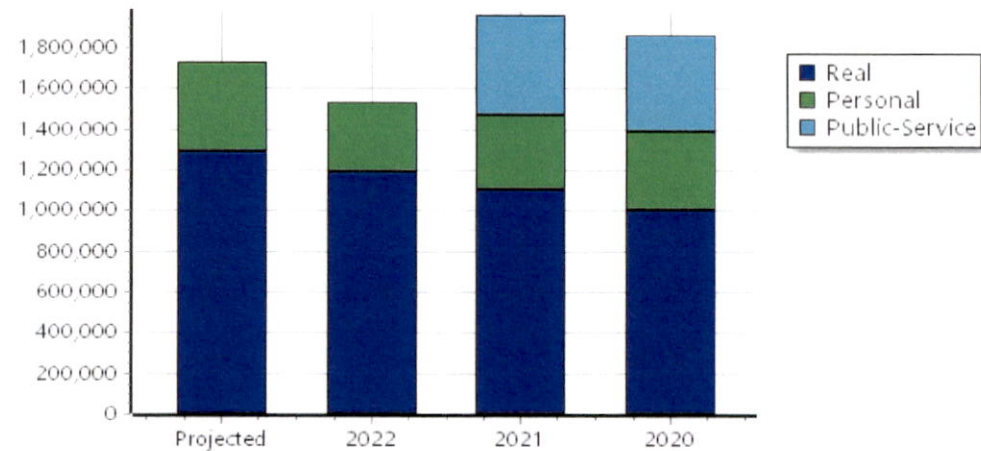
District Totals	
Total Gross Value	9,901,543
Homestead Loss	208,500
Other Exemption Loss	101,977
TIF Increment Value	
Retained TIF Value	
Net Assessed Value	9,591,066
Net Assessed Under Protest	

* Public Service Protests Values are not included on this report.

Real	Count	Value
Agricultural	13	6,978
Commercial	12	332,921
Residential	165	1,023,605
Total Real Value	190	1,363,504
Homestead	54	72,490
Veteran	0	0
Other	0	0
Total Exempt	56	72,490
TIF Increment Value		
Net Assessed		1,291,014
Net Assessed Under Protest		
Senior Freeze	10	10,599
Capped Parcels	131	292,433



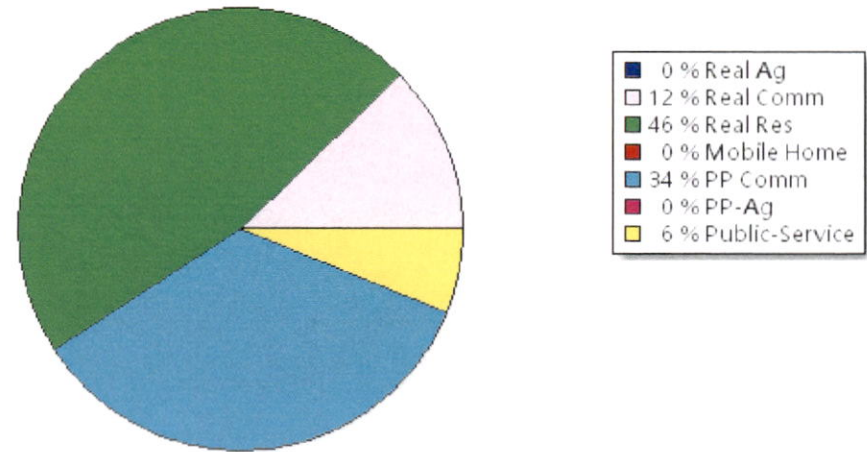
Personal	Count	Value
Agricultural	2	4,342
Commercial	24	416,519
Mobile Home	7	16,285
Total Personal	33	437,146
Total Exempt	0	0
TIF Increment Value		
Net Assessed		437,146
Net Assessed Under Protest		
Public Service		
Total PS Value	0	0
TIF Increment Value		
Net Assessed		0



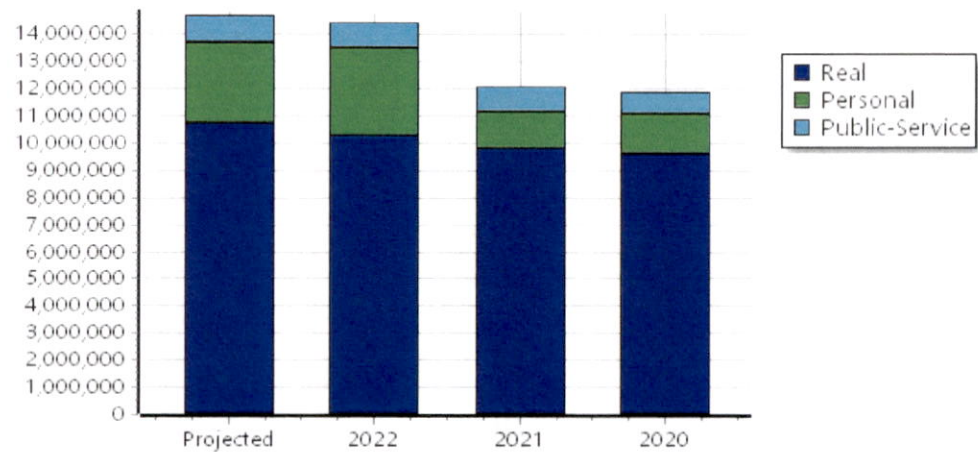
District Totals	
Total Gross Value	1,800,650
Homestead Loss	72,490
Other Exemption Loss	0
TIF Increment Value	
Retained TIF Value	
Net Assessed Value	1,728,160
Net Assessed Under Protest	

* Public Service Protests Values are not included on this report.

Real	Count	Value
Agricultural	34	147,093
Commercial	102	2,402,587
Residential	775	8,729,785
Total Real Value	911	11,279,465
Homestead	291	319,969
Veteran	15	213,779
Other	0	0
Total Exempt	320	533,748
TIF Increment Value		
Net Assessed		10,745,717
Net Assessed Under Protest		
Senior Freeze	66	219,245
Capped Parcels	360	30,040,351




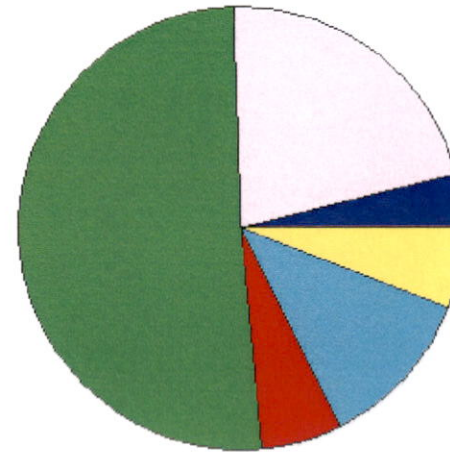
Personal	Count	Value
Agricultural	4	1,651
Commercial	123	6,506,459
Mobile Home	45	37,664
Total Personal	172	6,545,774
Total Exempt	3	3,615,843
TIF Increment Value		
Net Assessed		2,929,931
Net Assessed Under Protest		
Public Service	Count	Value
Total PS Value	12	1,020,050
TIF Increment Value		
Net Assessed		1,020,050



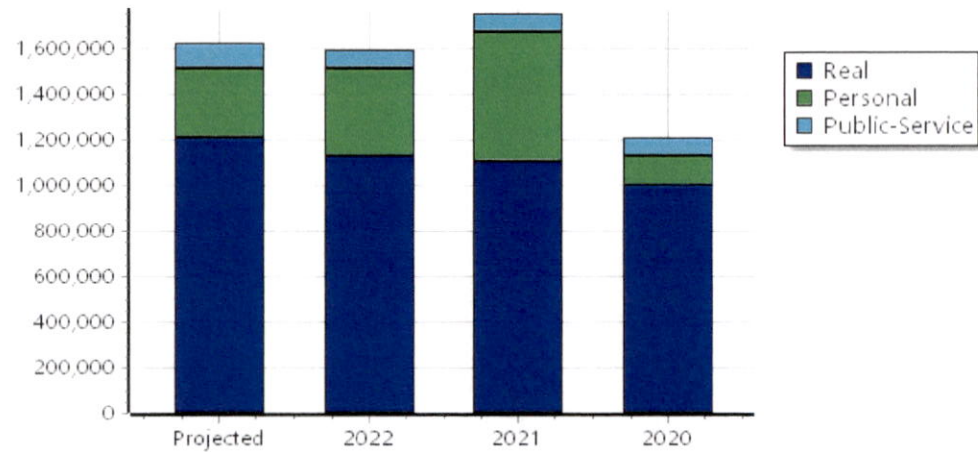
District Totals	
Total Gross Value	18,845,289
Homestead Loss	319,969
Other Exemption Loss	3,829,622
TIF Increment Value	
Retained TIF Value	
Net Assessed Value	14,695,698
Net Assessed Under Protest	

* Public Service Protests Values are not included on this report.

Real	Count	Value
Agricultural	12	52,294
Commercial	18	364,994
Residential	186	906,742
Total Real Value	216	1,324,030
Homestead	54	57,891
Veteran	6	57,571
Other	0	0
Total Exempt	65	115,462
TIF Increment Value		
Net Assessed		1,208,568
Net Assessed Under Protest		
Senior Freeze	10	30,661
Capped Parcels	123	360,289




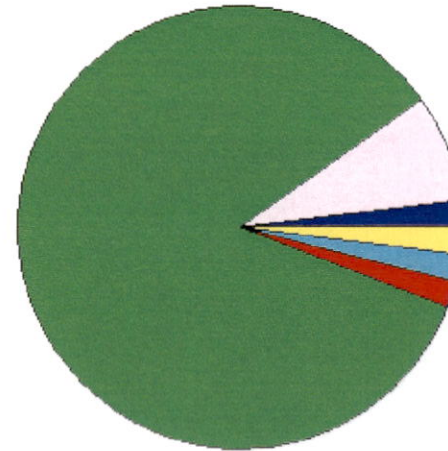
Personal	Count	Value
Agricultural	4	207
Commercial	26	213,613
Mobile Home	33	86,984
Total Personal	63	300,804
Total Exempt	0	0
TIF Increment Value		
Net Assessed		300,804
Net Assessed Under Protest		
Public Service	Count	Value
Total PS Value	5	113,128
TIF Increment Value		
Net Assessed		113,128



District Totals	
Total Gross Value	1,737,962
Homestead Loss	57,891
Other Exemption Loss	57,571
TIF Increment Value	
Retained TIF Value	
Net Assessed Value	1,622,500
Net Assessed Under Protest	

* Public Service Protests Values are not included on this report.

Real	Count	Value
Agricultural	49	483,201
Commercial	63	3,401,031
Residential	1,863	38,640,383
Total Real Value	1,975	42,524,615
Homestead	933	966,483
Veteran	44	914,286
Other	0	0
Total Exempt	988	1,880,769



TIF Increment Value

Net Assessed 40,643,846

Net Assessed Under Protest

Senior Freeze	171	658,402
Capped Parcels	1,008	2,429,962

Personal	Count	Value
Agricultural	9	4,199
Commercial	66	553,881
Mobile Home	249	721,747
Total Personal	324	1,279,827
Total Exempt	12	14,298

TIF Increment Value

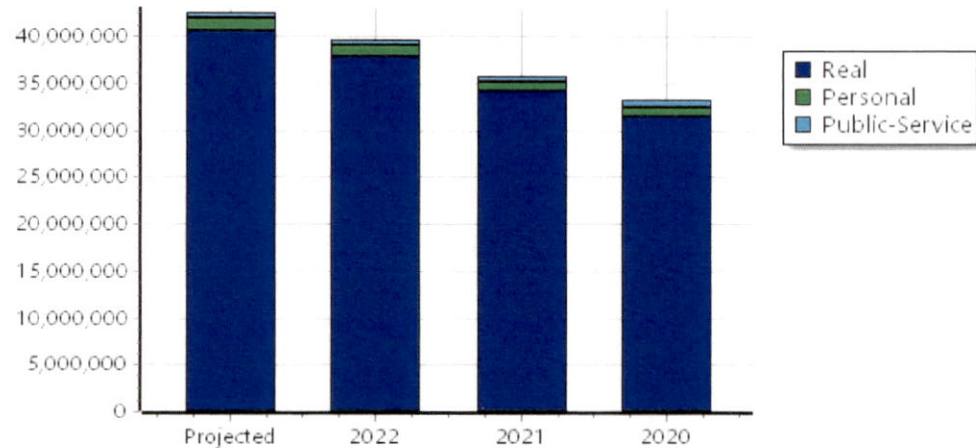
Net Assessed 1,265,529

Net Assessed Under Protest

Public Service	Count	Value
Total PS Value	9	678,443

TIF Increment Value

Net Assessed 678,443



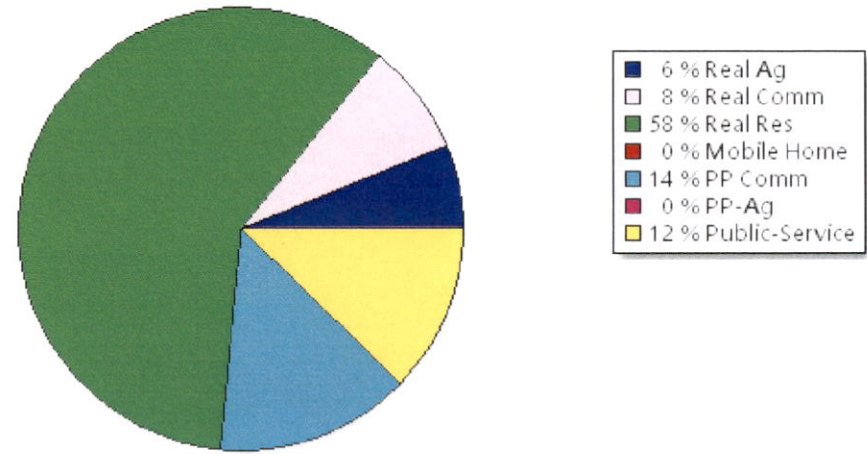
District Totals

Total Gross Value	44,482,885
Homestead Loss	966,483
Other Exemption Loss	928,584
TIF Increment Value	
Retained TIF Value	
Net Assessed Value	42,587,818

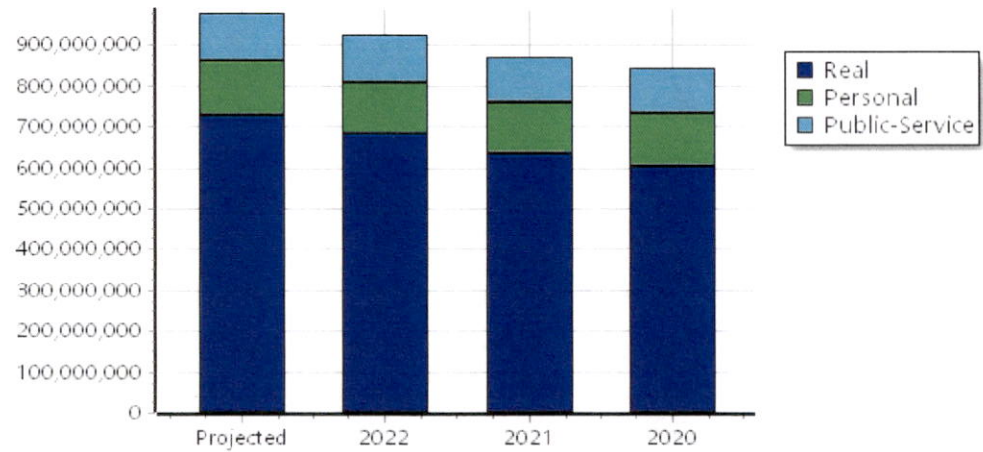
Net Assessed Under Protest

* Public Service Protests Values are not included on this report.

Real	Count	Value
Agricultural	7,778	71,370,553
Commercial	1,598	88,006,473
Residential	32,356	603,403,957
Total Real Value	41,732	762,780,983
Homestead	17,474	18,219,660
Veteran	770	17,375,796
Other	0	0
Total Exempt	18,732	35,595,456
TIF Increment Value		45,955
Net Assessed		727,139,572
Net Assessed Under Protest		
Senior Freeze	3,236	14,335,871
Capped Parcels	23,149	110,428,360



Personal	Count	Value
Agricultural	2,517	2,580,451
Commercial	2,616	141,712,713
Mobile Home	2,112	5,075,778
Total Personal	7,245	149,368,942
Total Exempt	450	15,849,800
TIF Increment Value		403,116
Net Assessed		133,116,026
Net Assessed Under Protest		
Public Service	Count	Value
Total PS Value	293	117,457,570
TIF Increment Value		0
Net Assessed		117,457,570

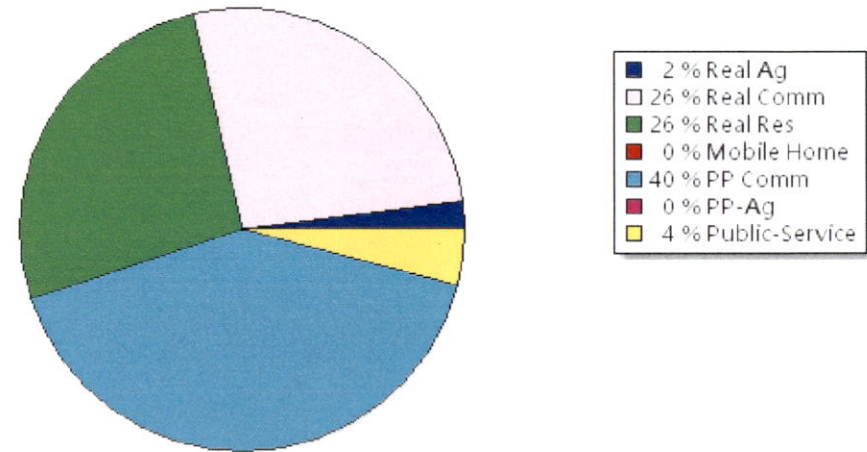


District Totals	
Total Gross Value	1,029,607,495
Homestead Loss	18,219,660
Other Exemption Loss	33,225,596
TIF Increment Value	449,071
Retained TIF Value	
Net Assessed Value	977,713,168
Net Assessed Under Protest	

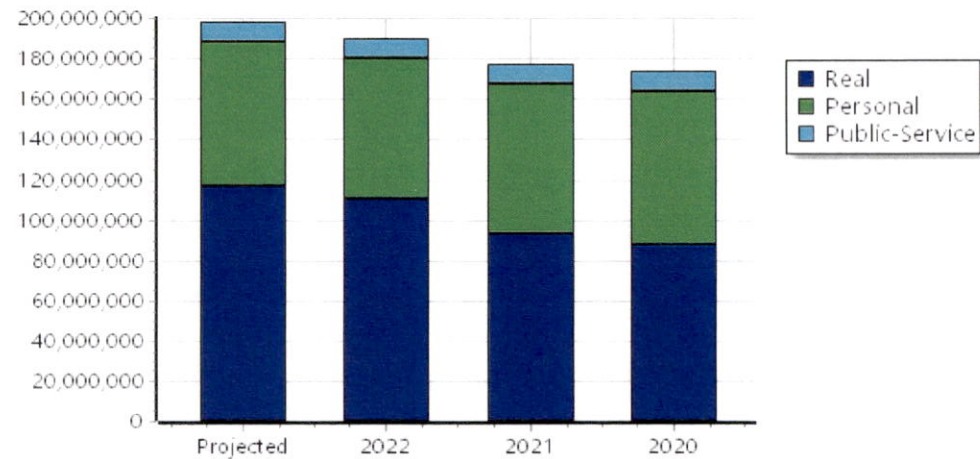
TIF Project Summary						
Code	Description	Expires	Base Value	Increment Value	Retained Inc	Total Value
2	NXTGEN Filterworks	2034	96,250	449,071		545,321
Total TIF Valuation :			96,250	449,071	0	545,321

* Public Service Protests Values are not included on this report.

Real	Count	Value
Agricultural	459	3,759,525
Commercial	519	57,854,672
Residential	3,387	58,356,881
Total Real Value	4,365	119,971,078
Homestead	1,517	1,557,887
Veteran	63	1,471,227
Other	0	0
Total Exempt	1,624	3,029,114
TIF Increment Value		1,122,360
Net Assessed		115,819,604
Net Assessed Under Protest		
Senior Freeze	287	1,465,314
Capped Parcels	2,458	17,716,549



Personal	Count	Value
Agricultural	93	89,683
Commercial	709	86,798,659
Mobile Home	252	434,339
Total Personal	1,054	87,322,681
Total Exempt	55	15,974,498
TIF Increment Value		195,672
Net Assessed		71,152,511
Net Assessed Under Protest		



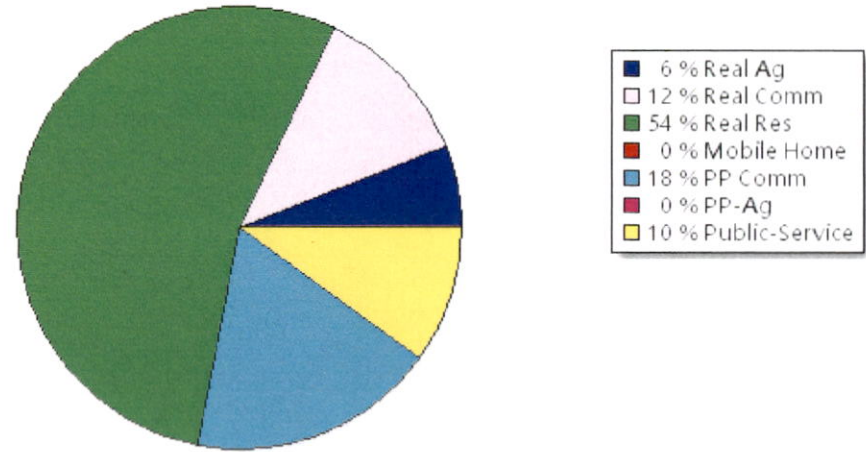
Public Service	Count	Value
Total PS Value	45	10,070,933
TIF Increment Value		0
Net Assessed		10,070,933

District Totals	
Total Gross Value	217,364,692
Homestead Loss	1,557,887
Other Exemption Loss	17,445,725
TIF Increment Value	1,318,032
Retained TIF Value	
Net Assessed Value	197,043,048
Net Assessed Under Protest	

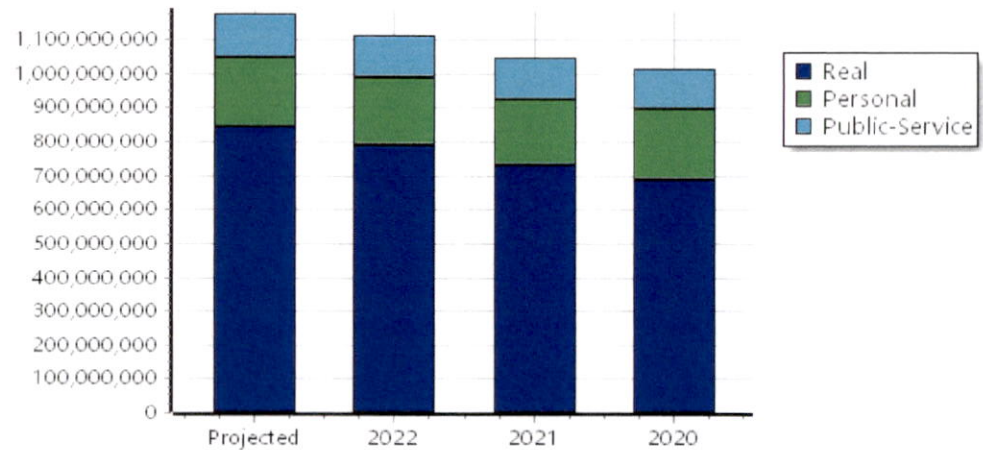
* Public Service Protests Values are not included on this report.

TIF Project Summary						
Code	Description	Expires	Base Value	Increment Value	Retained Inc	Total Value
5	MELTON TRUCK LINES	2034	166,975	1,318,032		1,485,007
Total TIF Valuation :			166,975	1,318,032	0	1,485,007

Real	Count	Value
Agricultural	8,237	75,130,078
Commercial	2,117	145,861,145
Residential	35,743	661,760,838
Total Real Value	46,097	882,752,061
Homestead	18,991	19,777,547
Veteran	833	18,847,023
Other	0	0
Total Exempt	20,356	38,624,570
TIF Increment Value		1,168,315
Net Assessed		842,959,176
Net Assessed Under Protest		
Senior Freeze	3,523	15,801,185
Capped Parcels	25,607	128,144,909



Personal	Count	Value
Agricultural	2,610	2,670,134
Commercial	3,325	228,511,372
Mobile Home	2,364	5,510,117
Total Personal	8,299	236,691,623
Total Exempt	505	31,824,298
TIF Increment Value		598,788
Net Assessed		204,268,537
Net Assessed Under Protest		
Public Service	Count	Value
Total PS Value	338	127,528,503
TIF Increment Value		0
Net Assessed		127,528,503


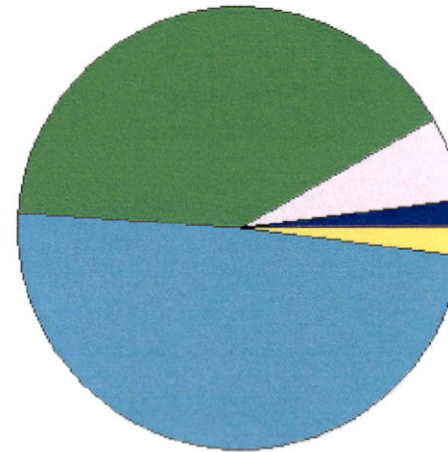


District Totals	
Total Gross Value	1,246,972,187
Homestead Loss	19,777,547
Other Exemption Loss	50,671,321
TIF Increment Value	1,767,103
Retained TIF Value	
Net Assessed Value	1,174,756,216
Net Assessed Under Protest	

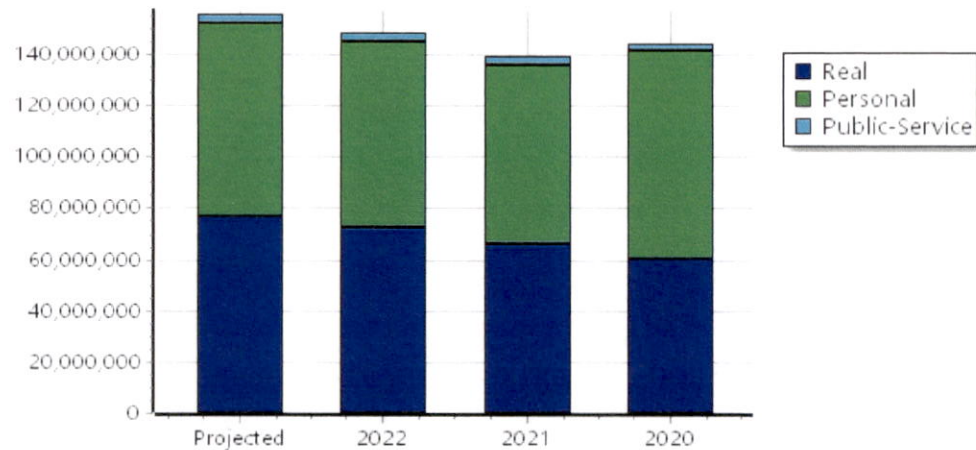
TIF Project Summary						
Code	Description	Expires	Base Value	Increment Value	Retained Inc	Total Value
2	NXTGEN Filterworks	2034	96,250	449,071		545,321
5	MELTON TRUCK LINES	2034	166,975	1,318,032		1,485,007
Total TIF Valuation :			263,225	1,767,103	0	2,030,328

* Public Service Protests Values are not included on this report.

Real	Count	Value
Agricultural	353	4,004,416
Commercial	148	9,500,294
Residential	3,031	63,021,816
Total Real Value	3,532	76,526,526
Homestead	1,717	0
Veteran	73	0
Other	0	0
Total Exempt	1,813	0
TIF Increment Value		0
Net Assessed		76,526,526
Net Assessed Under Protest		
Senior Freeze	347	1,526,304
Capped Parcels	1,758	6,321,688



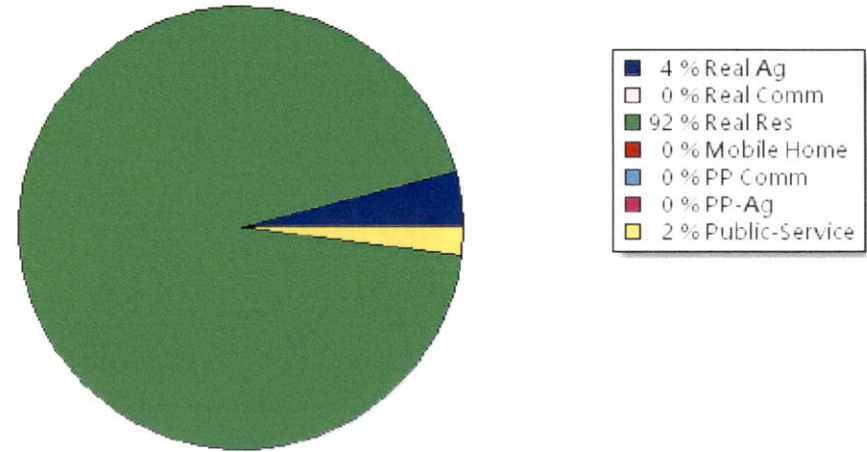
Personal	Count	Value
Agricultural	108	106,899
Commercial	213	77,702,982
Mobile Home	260	737,010
Total Personal	581	78,546,891
Total Exempt	38	0
TIF Increment Value		0
Net Assessed		78,546,891
Net Assessed Under Protest		
Public Service	Count	Value
Total PS Value	29	3,872,591
TIF Increment Value		
Net Assessed		3,872,591



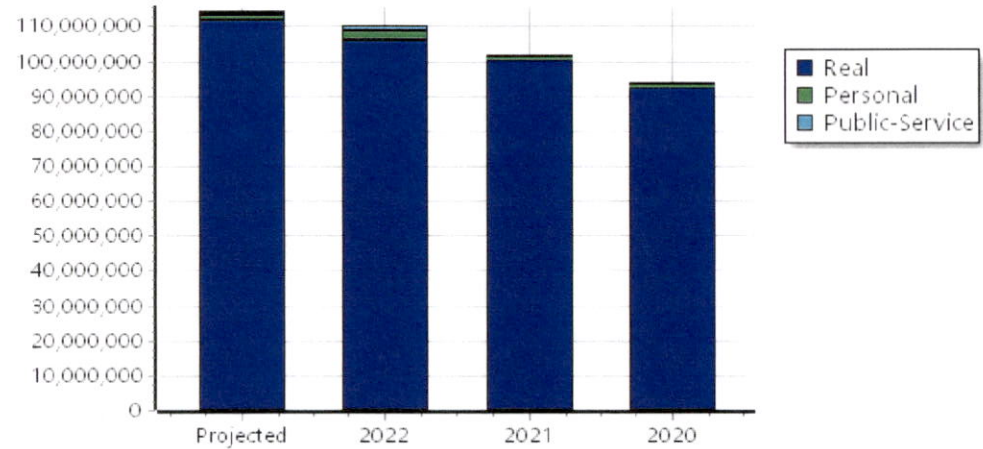
District Totals	
Total Gross Value	158,946,008
Homestead Loss	0
Other Exemption Loss	0
TIF Increment Value	0
Retained TIF Value	0
Net Assessed Value	158,946,008
Net Assessed Under Protest	

* Public Service Protests Values are not included on this report.

Real	Count	Value
Agricultural	463	4,764,170
Commercial	35	1,020,386
Residential	3,588	106,179,623
Total Real Value	4,086	111,964,179
Homestead	1,902	0
Veteran	67	0
Other	0	0
Total Exempt	1,995	0
TIF Increment Value		0
Net Assessed		111,964,179
Net Assessed Under Protest		
Senior Freeze	235	1,495,459
Capped Parcels	2,335	6,730,985



Personal	Count	Value
Agricultural	119	99,004
Commercial	96	985,859
Mobile Home	39	144,404
Total Personal	254	1,229,267
Total Exempt	18	0
TIF Increment Value		0
Net Assessed		1,229,267
Net Assessed Under Protest		

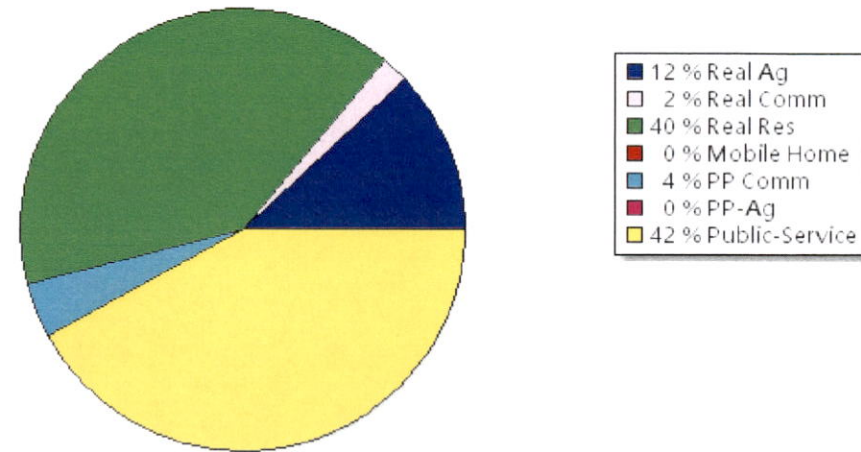


Public Service	Count	Value
Total PS Value	22	1,218,560
TIF Increment Value		0
Net Assessed		1,218,560

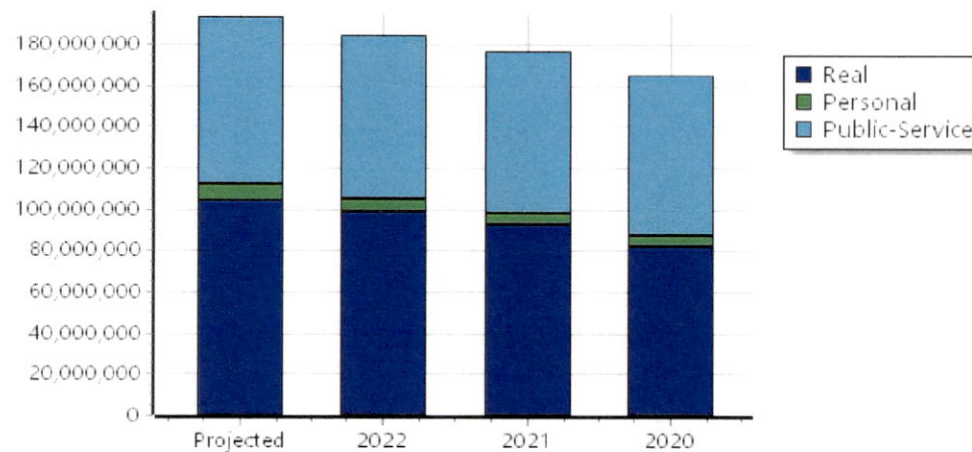
District Totals	
Total Gross Value	114,412,006
Homestead Loss	0
Other Exemption Loss	0
TIF Increment Value	0
Retained TIF Value	0
Net Assessed Value	114,412,006
Net Assessed Under Protest	

* Public Service Protests Values are not included on this report.

Real	Count	Value
Agricultural	2,259	22,461,370
Commercial	170	5,154,055
Residential	4,647	76,921,575
Total Real Value	7,076	104,537,000
Homestead	2,898	0
Veteran	122	0
Other	0	0
Total Exempt	3,092	0
TIF Increment Value		0
Net Assessed		104,537,000
Net Assessed Under Protest		
Senior Freeze	489	2,247,473
Capped Parcels	3,408	11,352,891



Personal	Count	Value
Agricultural	707	859,505
Commercial	374	5,953,905
Mobile Home	398	911,118
Total Personal	1,479	7,724,528
Total Exempt	118	0
TIF Increment Value		0
Net Assessed		7,724,528
Net Assessed Under Protest		





Public Service	Count	Value
Total PS Value	48	80,918,917
TIF Increment Value		0
Net Assessed		80,918,917

District Totals	
Total Gross Value	193,180,445
Homestead Loss	0
Other Exemption Loss	0
TIF Increment Value	0
Retained TIF Value	0
Net Assessed Value	193,180,445
Net Assessed Under Protest	

* Public Service Protests Values are not included on this report.

Real	Count	Value
Agricultural	71	726,655
Commercial	7	302,093
Residential	672	14,450,862
Total Real Value	750	15,479,610
Homestead	452	462,645
Veteran	12	231,531
Other	0	0
Total Exempt	475	694,176



TIF Increment Value

Net Assessed 14,785,434

Net Assessed Under Protest

Senior Freeze	75	360,911
Capped Parcels	427	951,409

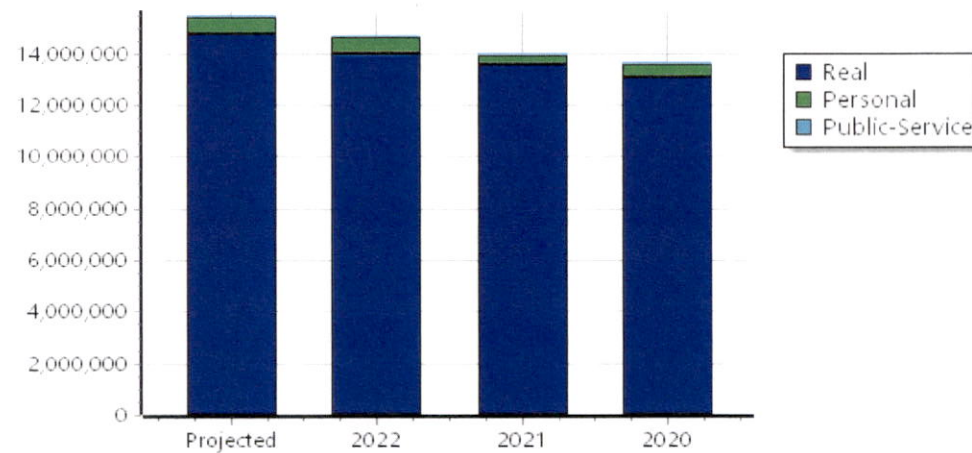
Personal	Count	Value
Agricultural	28	30,467
Commercial	32	519,808
Mobile Home	13	43,059
Total Personal	73	593,334
Total Exempt	5	815

TIF Increment Value

Net Assessed 592,519

Net Assessed Under Protest

Public Service	Count	Value
Total PS Value	5	94,147
TIF Increment Value		
Net Assessed		94,147



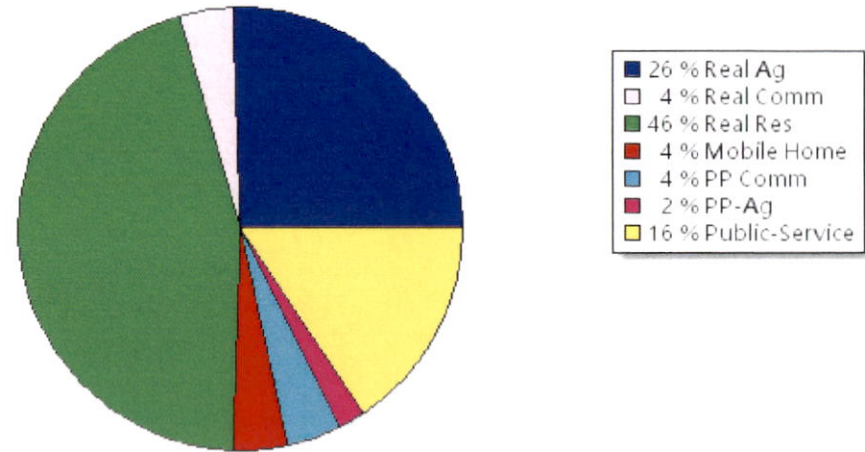
District Totals

Total Gross Value	16,167,091
Homestead Loss	462,645
Other Exemption Loss	232,346
TIF Increment Value	
Retained TIF Value	
Net Assessed Value	15,472,100

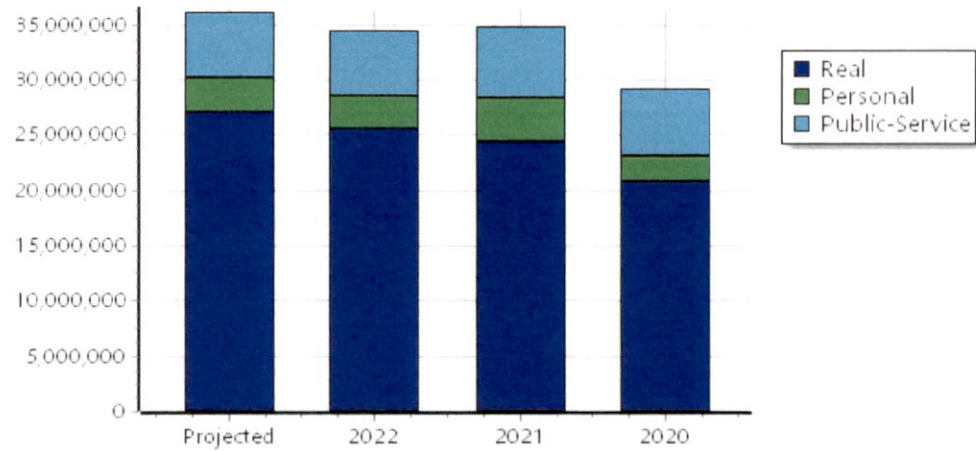
Net Assessed Under Protest

* Public Service Protests Values are not included on this report.

Real	Count	Value
Agricultural	1,245	9,032,703
Commercial	55	1,514,044
Residential	1,815	16,420,765
Total Real Value	3,115	26,967,512
Homestead	1,170	0
Veteran	69	0
Other	0	0
Total Exempt	1,301	0
TIF Increment Value		0
Net Assessed		26,967,512
Net Assessed Under Protest		
Senior Freeze	267	930,822
Capped Parcels	1,624	4,016,089



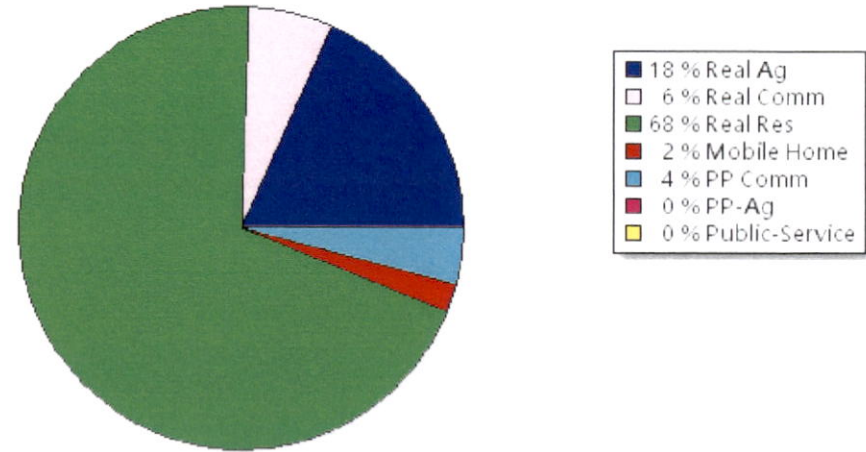
Personal	Count	Value
Agricultural	440	365,075
Commercial	155	1,637,622
Mobile Home	416	1,125,631
Total Personal	1,011	3,128,328
Total Exempt	83	0
TIF Increment Value		0
Net Assessed		3,128,328
Net Assessed Under Protest		
Public Service	Count	Value
Total PS Value	26	6,000,688
TIF Increment Value		0
Net Assessed		6,000,688



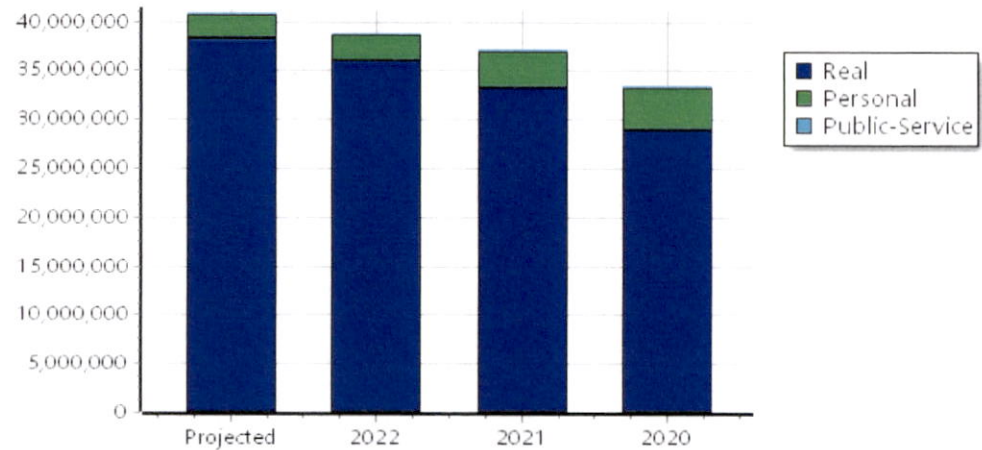
District Totals	
Total Gross Value	36,096,528
Homestead Loss	0
Other Exemption Loss	0
TIF Increment Value	0
Retained TIF Value	0
Net Assessed Value	36,096,528
Net Assessed Under Protest	

* Public Service Protests Values are not included on this report.

Real	Count	Value
Agricultural	719	7,461,797
Commercial	66	2,714,164
Residential	1,664	27,982,780
Total Real Value	2,449	38,158,741
Homestead	1,097	0
Veteran	67	0
Other	0	0
Total Exempt	1,197	0
TIF Increment Value		0
Net Assessed		38,158,741
Net Assessed Under Protest		
Senior Freeze	193	793,456
Capped Parcels	1,193	3,918,420



Personal	Count	Value
Agricultural	291	233,990
Commercial	133	1,780,857
Mobile Home	149	475,241
Total Personal	573	2,490,088
Total Exempt	45	0
TIF Increment Value		0
Net Assessed		2,490,088
Net Assessed Under Protest		

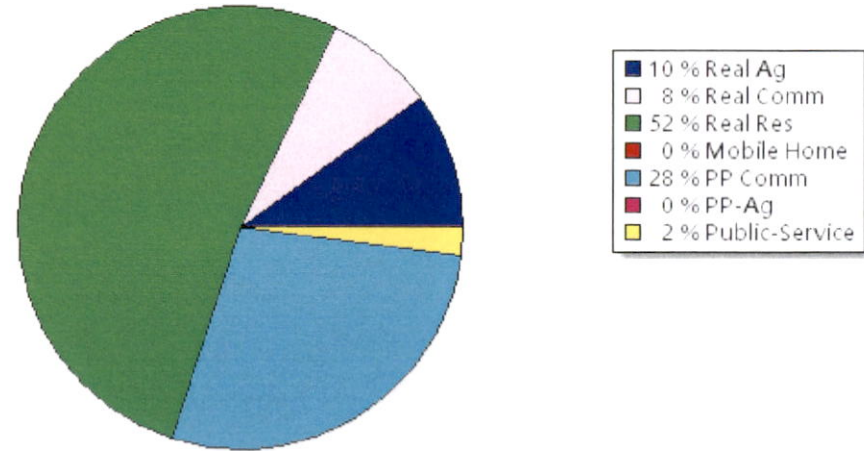


Public Service	Count	Value
Total PS Value	14	193,492
TIF Increment Value		0
Net Assessed		193,492

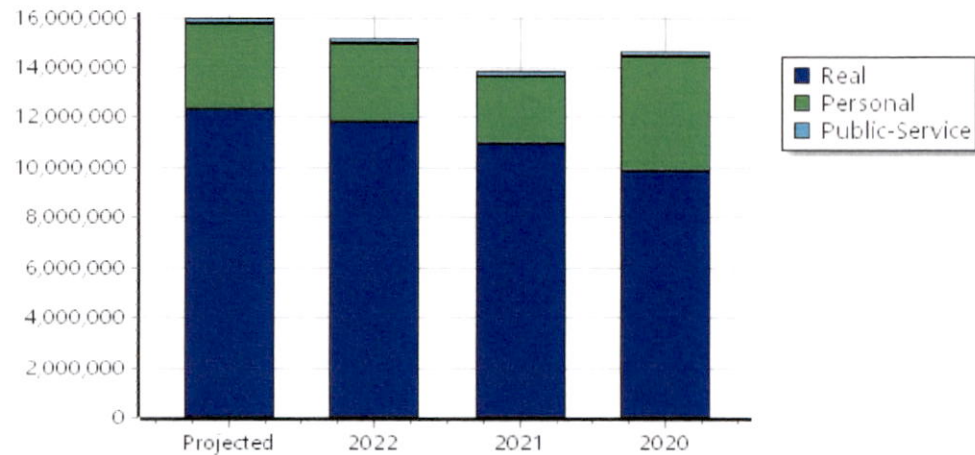
District Totals	
Total Gross Value	40,842,321
Homestead Loss	0
Other Exemption Loss	0
TIF Increment Value	0
Retained TIF Value	0
Net Assessed Value	40,842,321
Net Assessed Under Protest	

* Public Service Protests Values are not included on this report.

Real	Count	Value
Agricultural	133	1,776,167
Commercial	20	1,497,977
Residential	481	9,040,052
Total Real Value	634	12,314,196
Homestead	303	0
Veteran	7	0
Other	0	0
Total Exempt	319	0
TIF Increment Value		0
Net Assessed		12,314,196
Net Assessed Under Protest		
Senior Freeze	54	307,579
Capped Parcels	392	1,474,241




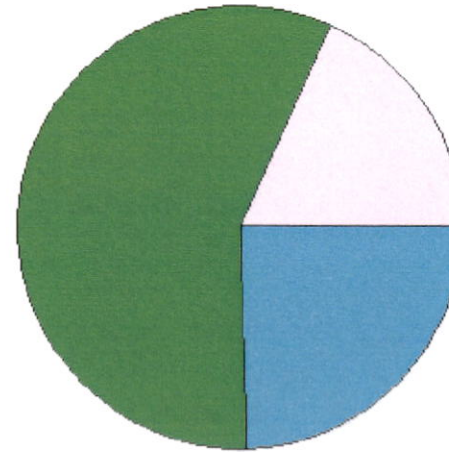
Personal	Count	Value
Agricultural	35	38,397
Commercial	60	5,057,893
Mobile Home	15	10,989
Total Personal	110	5,107,279
Total Exempt	10	0
TIF Increment Value		0
Net Assessed		5,107,279
Net Assessed Under Protest		
Public Service	Count	Value
Total PS Value	2	251,672
TIF Increment Value		0
Net Assessed		251,672



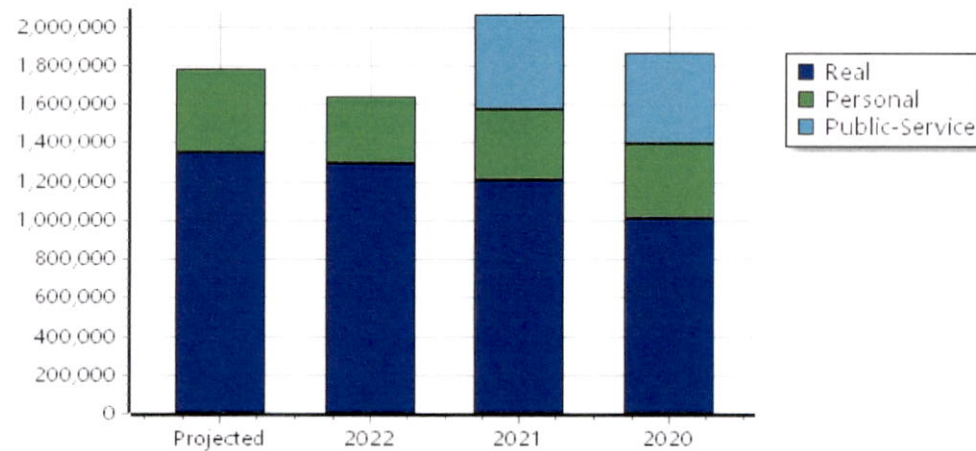
District Totals	
Total Gross Value	17,673,147
Homestead Loss	0
Other Exemption Loss	0
TIF Increment Value	0
Retained TIF Value	0
Net Assessed Value	17,673,147
Net Assessed Under Protest	

* Public Service Protests Values are not included on this report.

Real	Count	Value
Agricultural	13	6,978
Commercial	12	332,921
Residential	165	1,023,605
Total Real Value	190	1,363,504
Homestead	54	0
Veteran	0	0
Other	0	0
Total Exempt	56	0
TIF Increment Value		0
Net Assessed		1,363,504
Net Assessed Under Protest		
Senior Freeze	10	10,599
Capped Parcels	131	292,433



Personal	Count	Value
Agricultural	2	4,342
Commercial	24	416,519
Mobile Home	7	16,285
Total Personal	33	437,146
Total Exempt	0	0
TIF Increment Value		0
Net Assessed		437,146
Net Assessed Under Protest		
Public Service	Count	Value
Total PS Value	0	0
TIF Increment Value		0
Net Assessed		0



District Totals	
Total Gross Value	1,800,650
Homestead Loss	0
Other Exemption Loss	0
TIF Increment Value	0
Retained TIF Value	0
Net Assessed Value	1,800,650
Net Assessed Under Protest	

* Public Service Protests Values are not included on this report.

Real	Count	Value
Agricultural	1,802	18,119,848
Commercial	147	4,150,758
Residential	3,417	57,364,410
Total Real Value	5,366	79,635,016
Homestead	2,188	2,322,416
Veteran	85	2,021,347
Other	0	0
Total Exempt	2,325	4,343,763

TIF Increment Value

Net Assessed 75,291,253

Net Assessed Under Protest

Senior Freeze	357	1,634,762
Capped Parcels	2,671	8,867,526

Personal	Count	Value
Agricultural	564	717,444
Commercial	297	5,876,399
Mobile Home	249	595,824
Total Personal	1,110	7,189,667
Total Exempt	86	18,377

TIF Increment Value

Net Assessed 7,171,290

Net Assessed Under Protest

Public Service	Count	Value
Total PS Value	33	80,566,804

TIF Increment Value

Net Assessed 80,566,804

District Totals

Total Gross Value	167,391,487
Homestead Loss	2,322,416
Other Exemption Loss	2,039,724

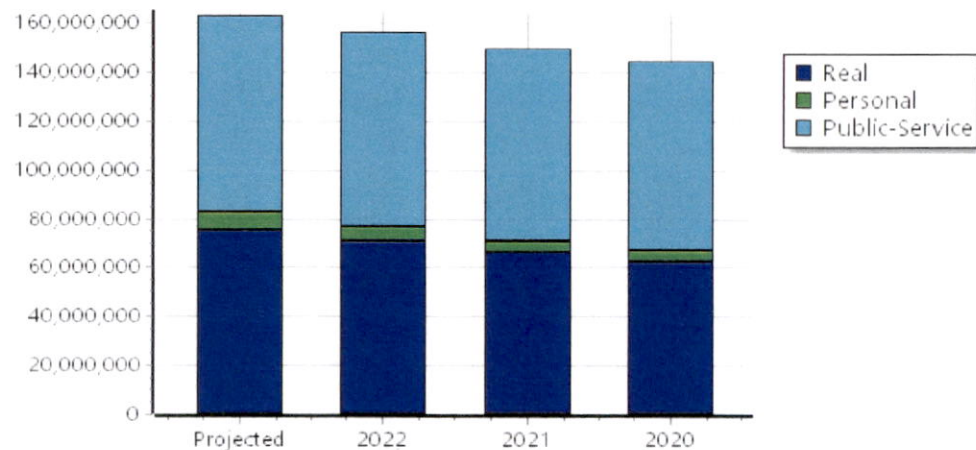
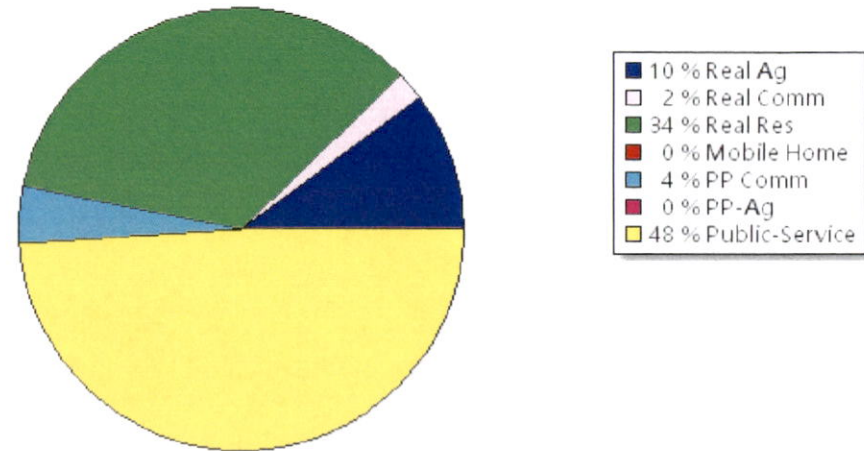
TIF Increment Value

Retained TIF Value

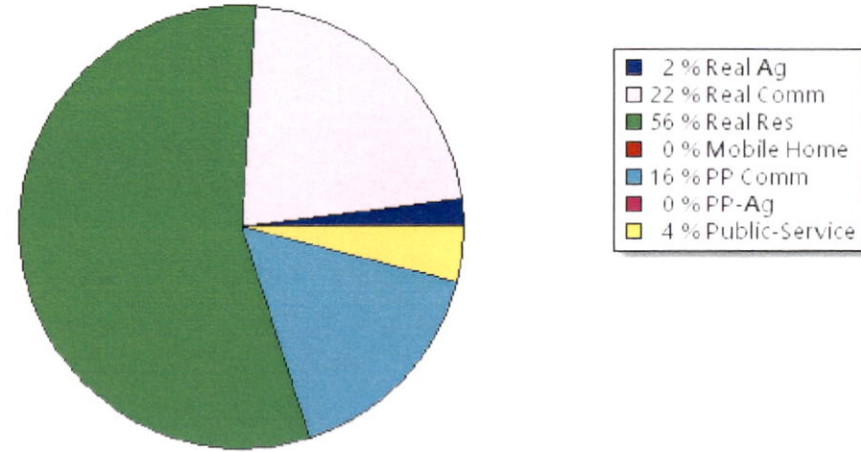
Net Assessed Value 163,029,347

Net Assessed Under Protest

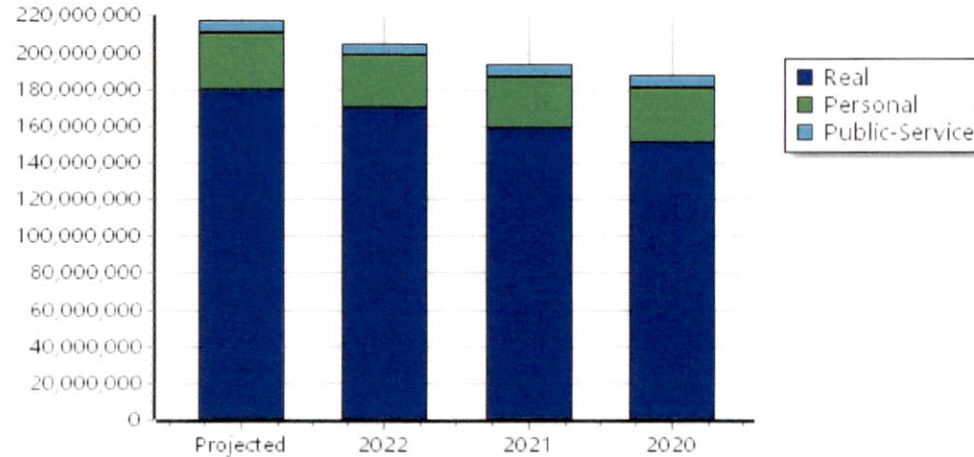
* Public Service Protests Values are not included on this report.



Real	Count	Value
Agricultural	381	3,832,998
Commercial	794	53,071,923
Residential	8,228	129,583,744
Total Real Value	9,403	186,488,665
Homestead	3,647	3,821,754
Veteran	166	3,362,181
Other	0	0
Total Exempt	3,942	7,183,935
TIF Increment Value		45,955
Net Assessed		179,258,775
Net Assessed Under Protest		
Senior Freeze	830	3,468,013
Capped Parcels	6,000	28,015,274



Personal	Count	Value
Agricultural	122	134,263
Commercial	1,042	38,599,078
Mobile Home	506	1,115,866
Total Personal	1,670	39,849,207
Total Exempt	50	8,772,266
TIF Increment Value		403,116
Net Assessed		30,673,825
Net Assessed Under Protest		
Public Service	Count	Value
Total PS Value	52	7,134,640
TIF Increment Value		0
Net Assessed		7,134,640

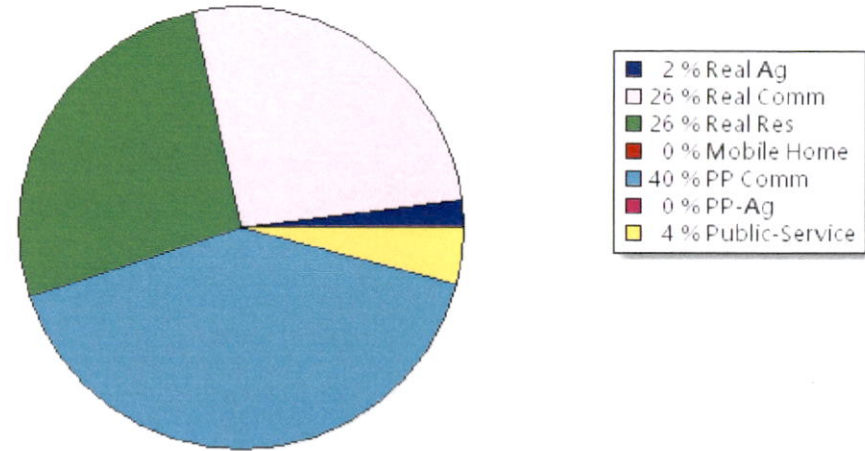


District Totals	
Total Gross Value	233,472,512
Homestead Loss	3,821,754
Other Exemption Loss	12,134,447
TIF Increment Value	449,071
Retained TIF Value	
Net Assessed Value	217,067,240
Net Assessed Under Protest	

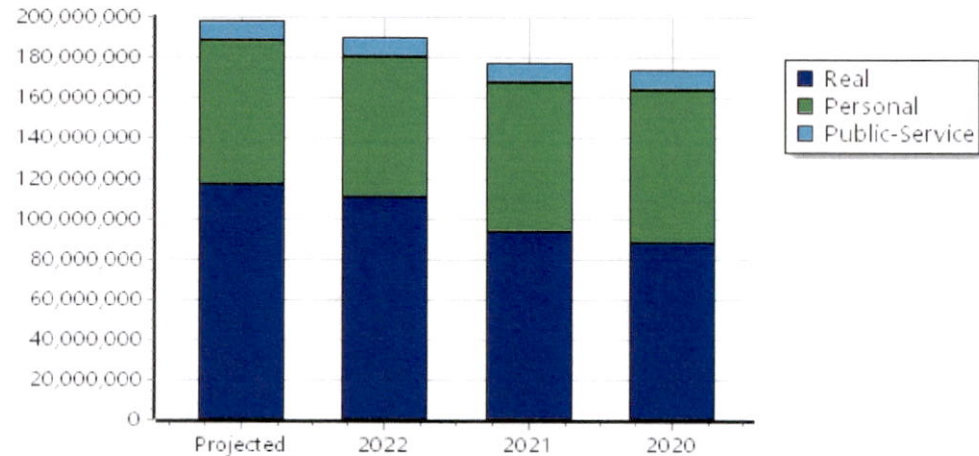
TIF Project Summary						
Code	Description	Expires	Base Value	Increment Value	Retained Inc	Total Value
2	NXTGEN Filterworks	2034	96,250	449,071		545,321
Total TIF Valuation :			96,250	449,071	0	545,321

* Public Service Protests Values are not included on this report.

Real	Count	Value
Agricultural	459	3,759,525
Commercial	519	57,854,672
Residential	3,387	58,356,881
Total Real Value	4,365	119,971,078
Homestead	1,517	1,557,887
Veteran	63	1,471,227
Other	0	0
Total Exempt	1,624	3,029,114
TIF Increment Value		1,122,360
Net Assessed		115,819,604
Net Assessed Under Protest		
Senior Freeze	287	1,465,314
Capped Parcels	2,458	17,716,549



Personal	Count	Value
Agricultural	93	89,683
Commercial	709	86,798,659
Mobile Home	252	434,339
Total Personal	1,054	87,322,681
Total Exempt	55	15,974,498
TIF Increment Value		195,672
Net Assessed		71,152,511
Net Assessed Under Protest		



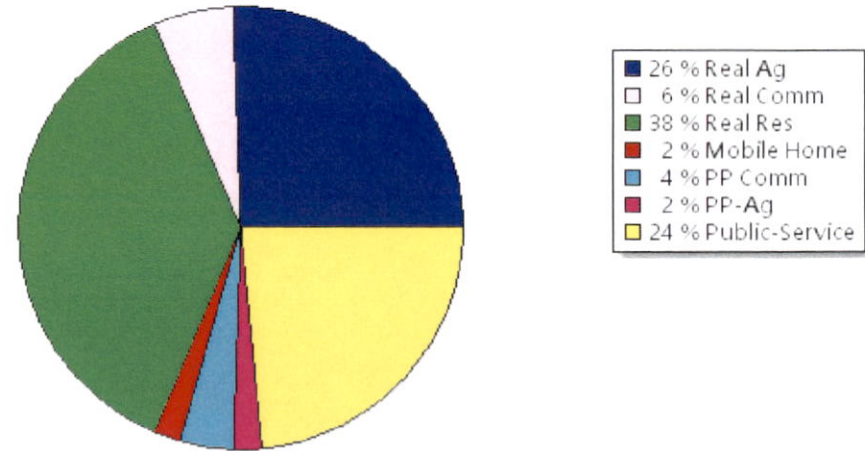
Public Service	Count	Value
Total PS Value	45	10,070,933
TIF Increment Value		0
Net Assessed		10,070,933

District Totals	
Total Gross Value	217,364,692
Homestead Loss	1,557,887
Other Exemption Loss	17,445,725
TIF Increment Value	1,318,032
Retained TIF Value	
Net Assessed Value	197,043,048
Net Assessed Under Protest	

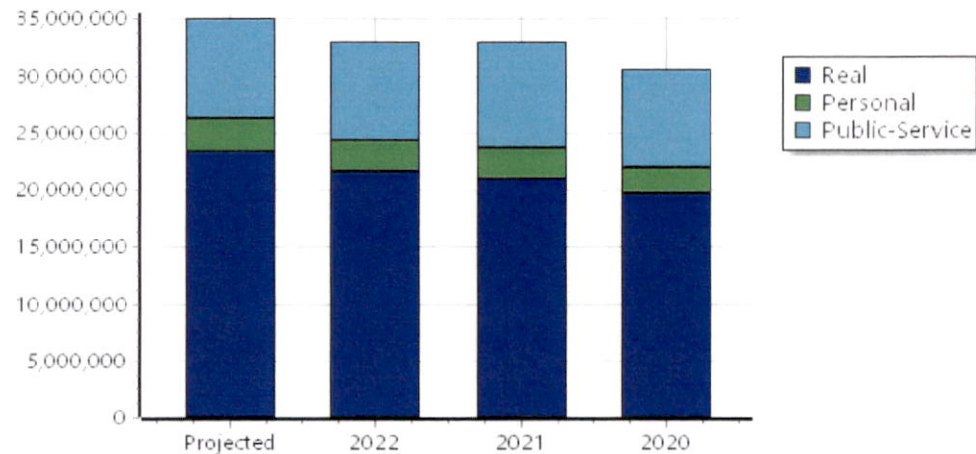
* Public Service Protests Values are not included on this report.

TIF Project Summary						
Code	Description	Expires	Base Value	Increment Value	Retained Inc	Total Value
5	MELTON TRUCK LINES	2034	166,975	1,318,032		1,485,007
Total TIF Valuation :			166,975	1,318,032	0	1,485,007

Real	Count	Value
Agricultural	1,612	9,697,472
Commercial	135	1,878,132
Residential	1,996	13,846,326
Total Real Value	3,743	25,421,930
Homestead	1,182	1,237,254
Veteran	57	786,817
Other	0	0
Total Exempt	1,309	2,024,071
TIF Increment Value		
Net Assessed		23,397,859
Net Assessed Under Protest		
Senior Freeze	259	793,752
Capped Parcels	1,996	6,061,497



Personal	Count	Value
Agricultural	488	413,245
Commercial	220	1,628,865
Mobile Home	448	878,269
Total Personal	1,156	2,920,379
Total Exempt	78	85,102
TIF Increment Value		
Net Assessed		2,835,277
Net Assessed Under Protest		
Public Service		
Total PS Value	36	8,842,546
TIF Increment Value		
Net Assessed		8,842,546



District Totals	
Total Gross Value	37,184,855
Homestead Loss	1,237,254
Other Exemption Loss	871,919
TIF Increment Value	
Retained TIF Value	
Net Assessed Value	35,075,682
Net Assessed Under Protest	

* Public Service Protests Values are not included on this report.

Real	Count	Value
Agricultural	1,802	18,119,848
Commercial	147	4,150,758
Residential	3,417	57,364,410
Total Real Value	5,366	79,635,016
Homestead	2,188	2,322,416
Veteran	85	2,021,347
Other	0	0
Total Exempt	2,325	4,343,763

TIF Increment Value

Net Assessed 75,291,253

Net Assessed Under Protest

Senior Freeze	357	1,634,762
Capped Parcels	2,671	8,867,526

Personal	Count	Value
Agricultural	564	717,444
Commercial	297	5,876,399
Mobile Home	249	595,824
Total Personal	1,110	7,189,667
Total Exempt	86	18,377

TIF Increment Value

Net Assessed 7,171,290

Net Assessed Under Protest

Public Service	Count	Value
Total PS Value	33	80,566,804

TIF Increment Value

Net Assessed 80,566,804

District Totals

Total Gross Value	167,391,487
Homestead Loss	2,322,416
Other Exemption Loss	2,039,724

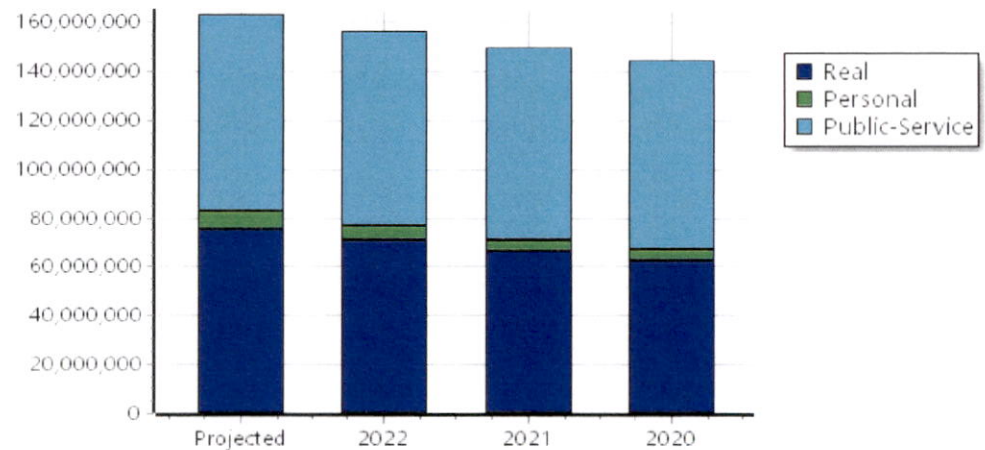
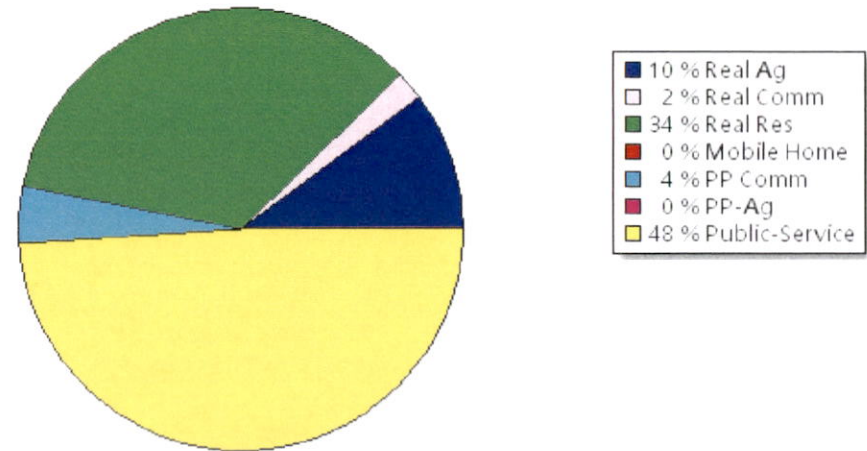
TIF Increment Value

Retained TIF Value

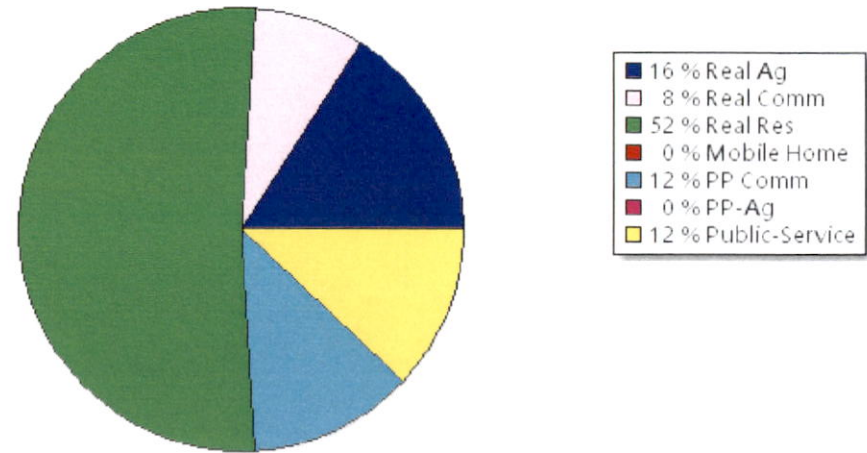
Net Assessed Value 163,029,347

Net Assessed Under Protest

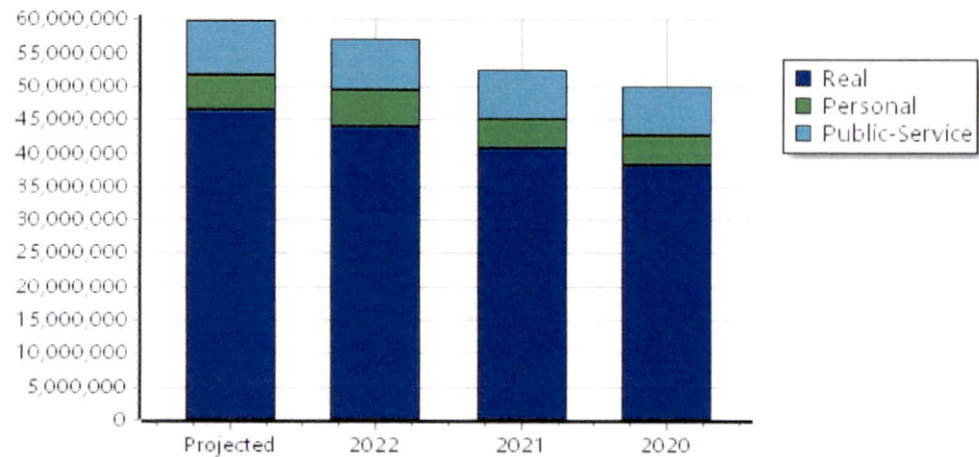
* Public Service Protests Values are not included on this report.



Real	Count	Value
Agricultural	1,050	10,143,247
Commercial	135	4,873,646
Residential	2,333	34,035,136
Total Real Value	3,518	49,052,029
Homestead	1,400	1,483,459
Veteran	49	1,116,220
Other	0	0
Total Exempt	1,496	2,599,679
TIF Increment Value		
Net Assessed		46,452,350
Net Assessed Under Protest		
Senior Freeze	269	1,010,518
Capped Parcels	1,756	33,676,996



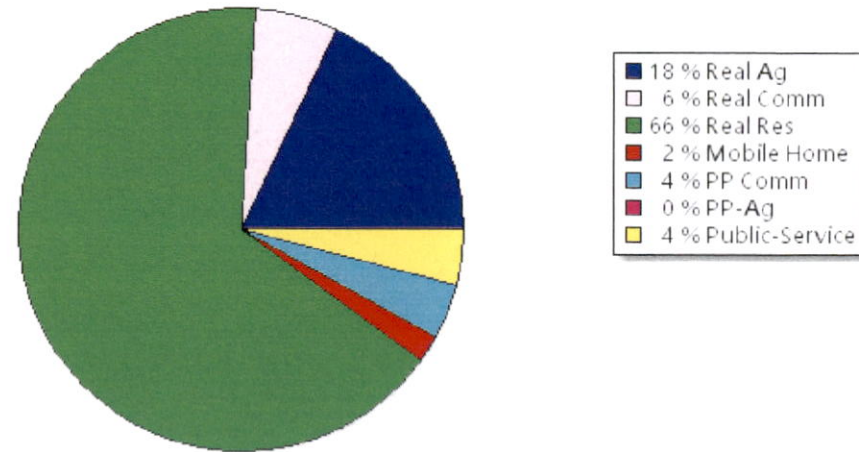
Personal	Count	Value
Agricultural	333	421,092
Commercial	236	7,914,162
Mobile Home	216	585,765
Total Personal	785	8,921,019
Total Exempt	46	3,628,204
TIF Increment Value		
Net Assessed		5,292,815
Net Assessed Under Protest		
Public Service		
Total PS Value	35	8,086,125
TIF Increment Value		
Net Assessed		8,086,125



District Totals	
Total Gross Value	66,059,173
Homestead Loss	1,483,459
Other Exemption Loss	4,744,424
TIF Increment Value	
Retained TIF Value	
Net Assessed Value	59,831,290
Net Assessed Under Protest	

* Public Service Protests Values are not included on this report.

Real	Count	Value
Agricultural	1,011	10,774,163
Commercial	118	3,645,326
Residential	2,594	37,044,457
Total Real Value	3,723	51,463,946
Homestead	1,565	1,617,320
Veteran	93	1,821,449
Other	0	0
Total Exempt	1,713	3,438,769



TIF Increment Value

Net Assessed 48,025,177

Net Assessed Under Protest

Senior Freeze	308	1,332,079
Capped Parcels	1,799	5,595,334

Personal	Count	Value
Agricultural	388	303,985
Commercial	195	2,345,553
Mobile Home	232	650,165
Total Personal	815	3,299,703
Total Exempt	72	21,432

TIF Increment Value

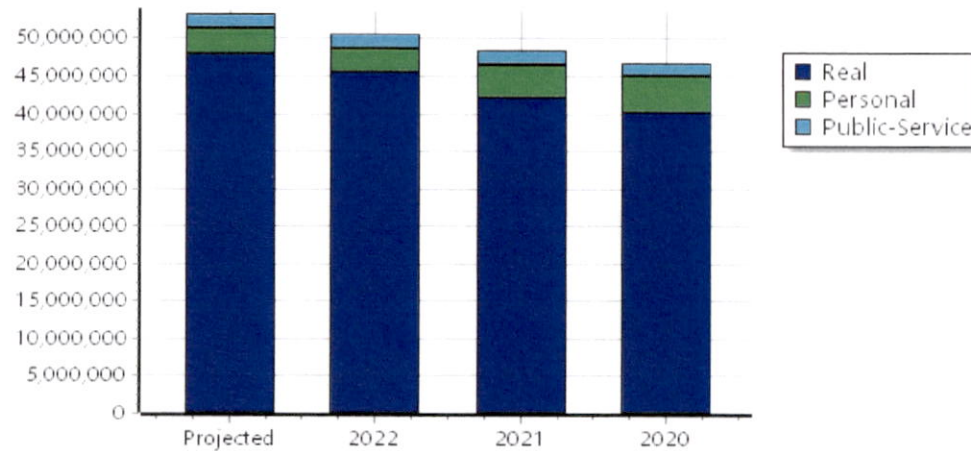
Net Assessed 3,278,271

Net Assessed Under Protest

Public Service	Count	Value
Total PS Value	23	1,953,416

TIF Increment Value

Net Assessed 1,953,416



District Totals

Total Gross Value	56,717,065
Homestead Loss	1,617,320
Other Exemption Loss	1,842,881

TIF Increment Value

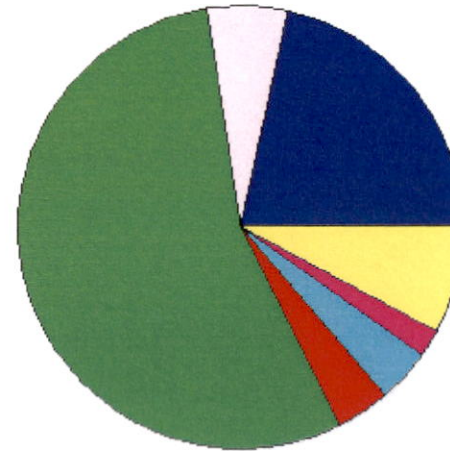
Retained TIF Value

Net Assessed Value 53,256,864

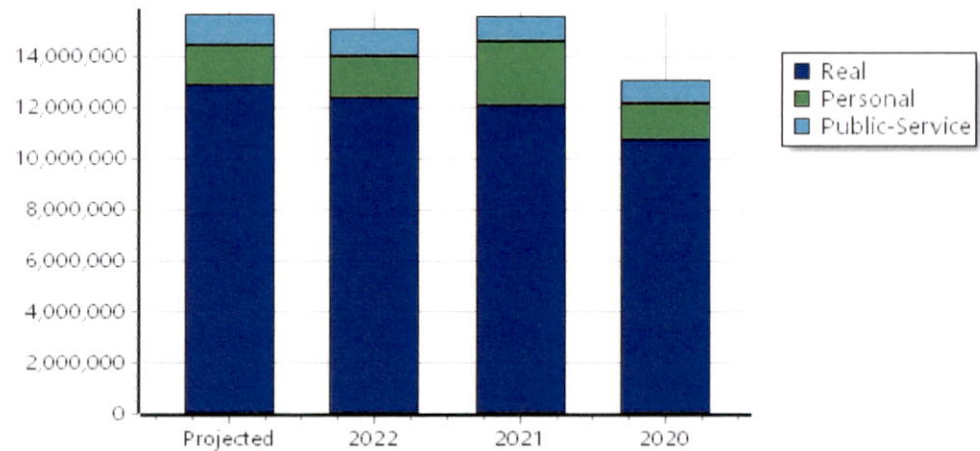
Net Assessed Under Protest

* Public Service Protests Values are not included on this report.

Real	Count	Value
Agricultural	581	3,840,074
Commercial	25	864,733
Residential	1,177	9,335,386
Total Real Value	1,783	14,040,193
Homestead	646	677,522
Veteran	37	469,977
Other	0	0
Total Exempt	720	1,147,499
TIF Increment Value		
Net Assessed		12,892,694
Net Assessed Under Protest		
Senior Freeze	135	427,167
Capped Parcels	932	1,732,222



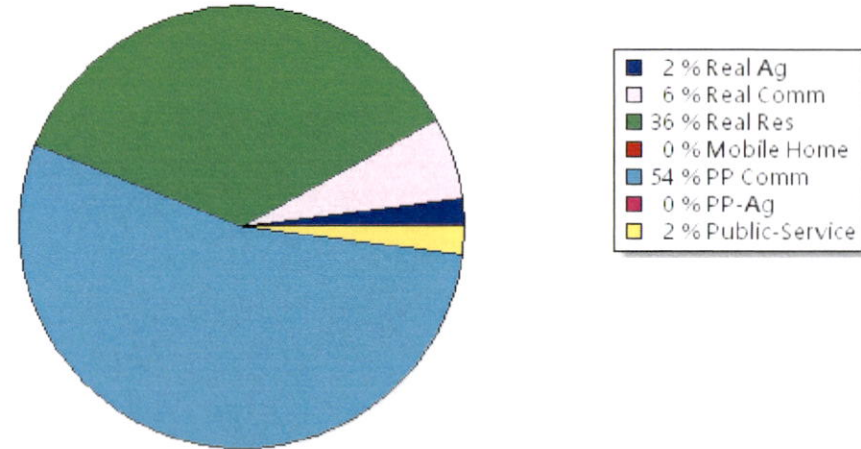
Personal	Count	Value
Agricultural	193	200,113
Commercial	85	714,760
Mobile Home	239	649,678
Total Personal	517	1,564,551
Total Exempt	32	7,419
TIF Increment Value		
Net Assessed		1,557,132
Net Assessed Under Protest		
Public Service		
Total PS Value	21	1,209,612
TIF Increment Value		
Net Assessed		1,209,612



District Totals	
Total Gross Value	16,814,356
Homestead Loss	677,522
Other Exemption Loss	477,396
TIF Increment Value	
Retained TIF Value	
Net Assessed Value	15,659,438
Net Assessed Under Protest	

* Public Service Protests Values are not included on this report.

Real	Count	Value
Agricultural	263	3,032,357
Commercial	119	8,155,939
Residential	2,397	51,392,338
Total Real Value	2,779	62,580,634
Homestead	1,342	1,408,983
Veteran	61	1,362,360
Other	0	0
Total Exempt	1,421	2,771,343



TIF Increment Value

Net Assessed 59,809,291

Net Assessed Under Protest

Senior Freeze	270	1,200,480
Capped Parcels	1,472	5,301,888

Personal	Count	Value
Agricultural	78	75,474
Commercial	182	77,631,154
Mobile Home	112	275,524
Total Personal	372	77,982,152
Total Exempt	32	3,205,022

TIF Increment Value

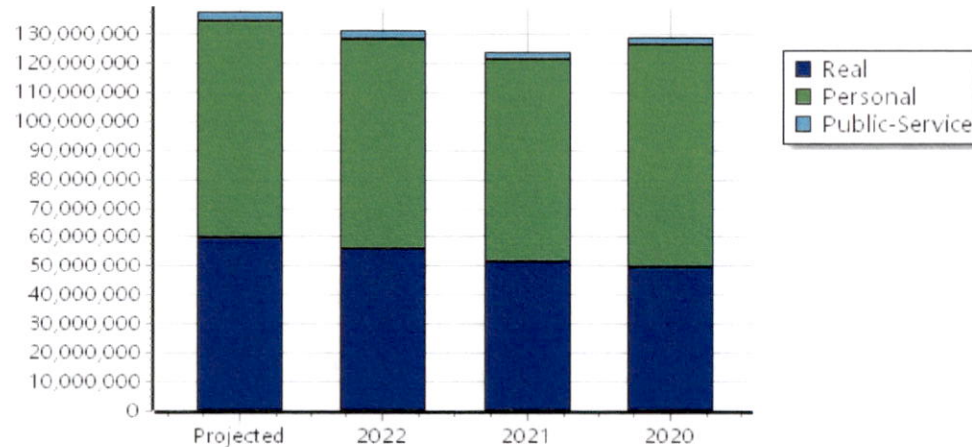
Net Assessed 74,777,130

Net Assessed Under Protest

Public Service	Count	Value
Total PS Value	20	2,984,316

TIF Increment Value

Net Assessed 2,984,316



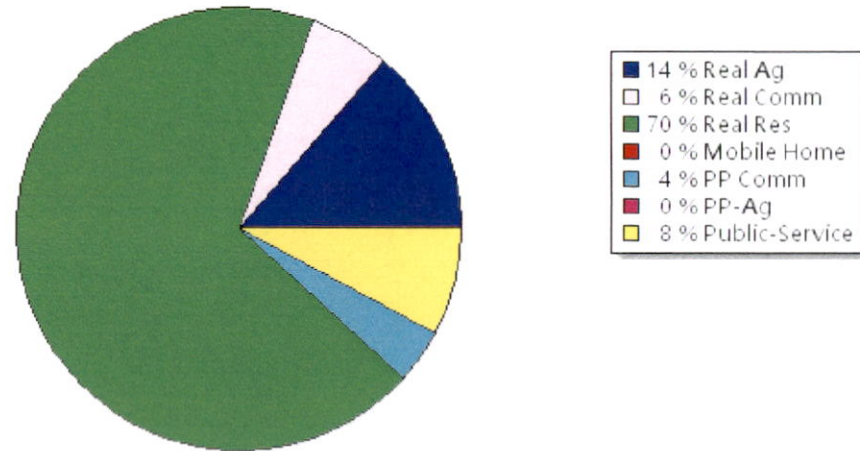
District Totals

Total Gross Value	143,547,102
Homestead Loss	1,408,983
Other Exemption Loss	4,567,382
TIF Increment Value	
Retained TIF Value	
Net Assessed Value	137,570,737

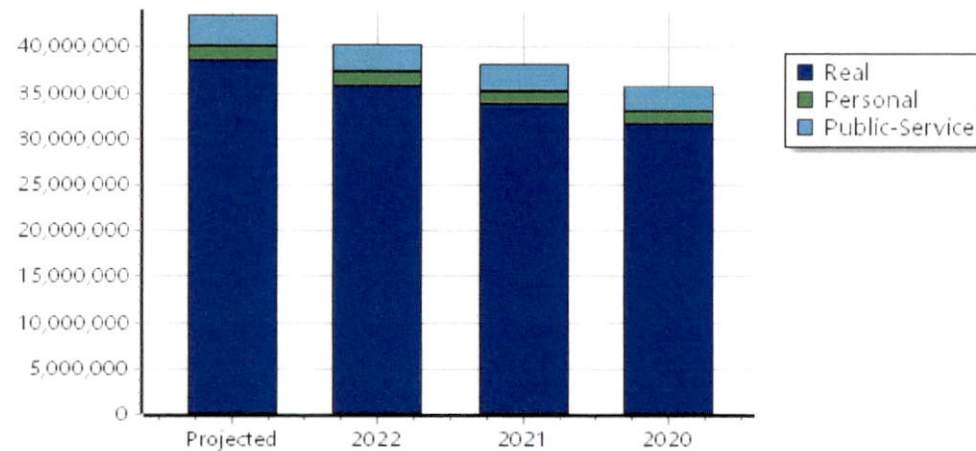
Net Assessed Under Protest

* Public Service Protests Values are not included on this report.

Real	Count	Value
Agricultural	490	5,954,775
Commercial	40	2,481,305
Residential	1,624	32,196,122
Total Real Value	2,154	40,632,202
Homestead	957	973,122
Veteran	50	1,254,399
Other	0	0
Total Exempt	1,028	2,227,521
TIF Increment Value		
Net Assessed		38,404,681
Net Assessed Under Protest		
Senior Freeze	184	823,077
Capped Parcels	989	3,830,449



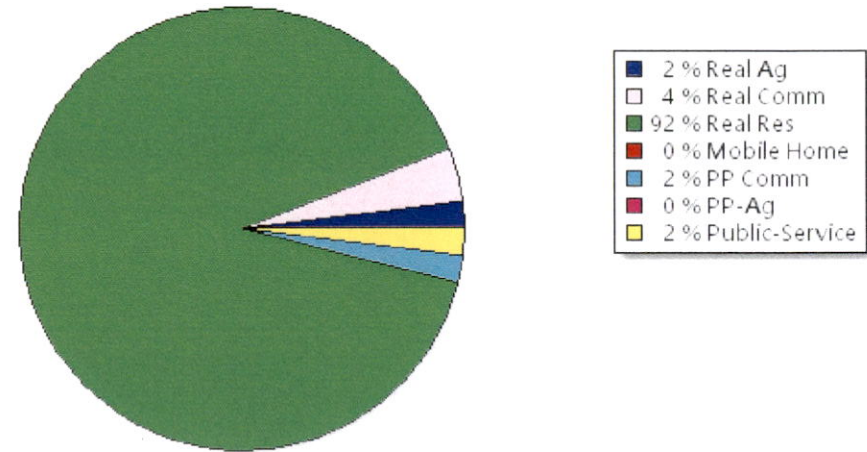
Personal	Count	Value
Agricultural	176	173,362
Commercial	112	1,510,644
Mobile Home	60	186,007
Total Personal	348	1,870,013
Total Exempt	35	109,197
TIF Increment Value		
Net Assessed		1,760,816
Net Assessed Under Protest		
Public Service		
Total PS Value	16	3,285,206
TIF Increment Value		
Net Assessed		3,285,206



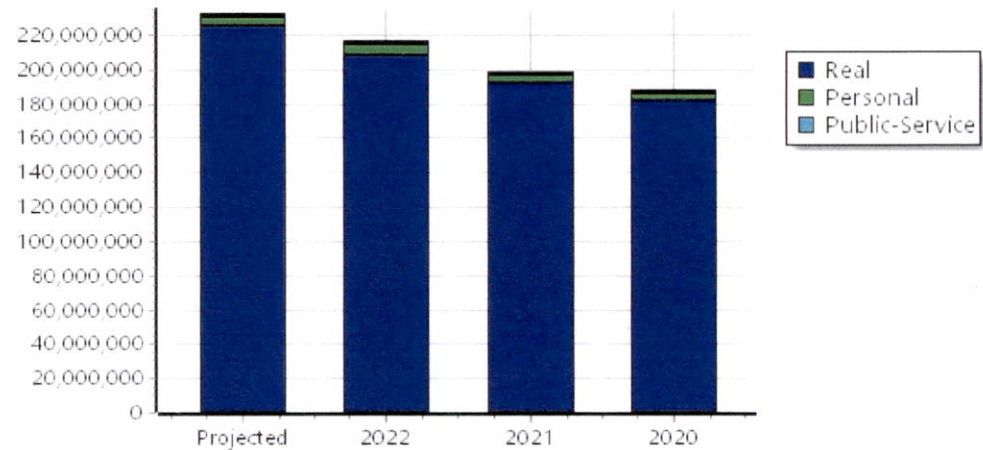
District Totals	
Total Gross Value	45,787,421
Homestead Loss	973,122
Other Exemption Loss	1,363,596
TIF Increment Value	
Retained TIF Value	
Net Assessed Value	43,450,703
Net Assessed Under Protest	

* Public Service Protests Values are not included on this report.

Real	Count	Value
Agricultural	281	4,198,878
Commercial	78	8,689,578
Residential	7,871	220,870,472
Total Real Value	8,230	233,758,928
Homestead	4,076	4,171,330
Veteran	151	4,581,637
Other	0	0
Total Exempt	4,277	8,752,967
TIF Increment Value		
Net Assessed		225,005,961
Net Assessed Under Protest		
Senior Freeze	550	3,286,841
Capped Parcels	5,078	15,903,868



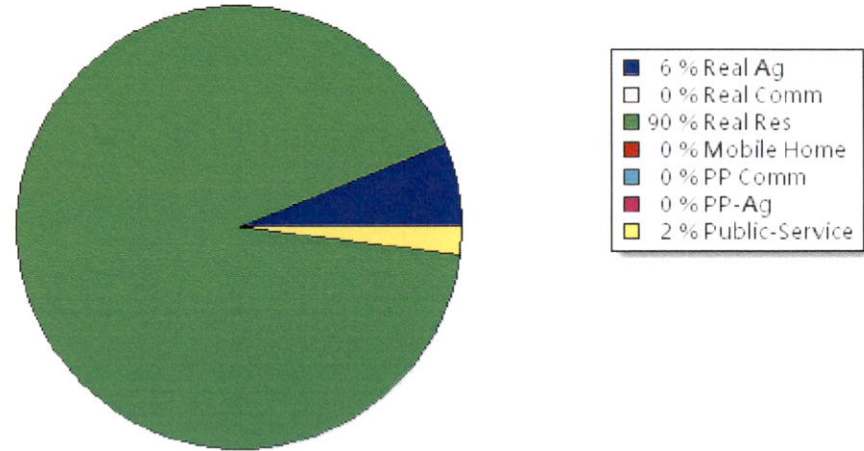
Personal	Count	Value
Agricultural	107	55,469
Commercial	213	5,187,580
Mobile Home	36	98,297
Total Personal	356	5,341,346
Total Exempt	11	1,366
TIF Increment Value		
Net Assessed		5,339,980
Net Assessed Under Protest		
Public Service	Count	Value
Total PS Value	30	2,426,744
TIF Increment Value		
Net Assessed		2,426,744



District Totals	
Total Gross Value	241,527,018
Homestead Loss	4,171,330
Other Exemption Loss	4,583,003
TIF Increment Value	
Retained TIF Value	
Net Assessed Value	232,772,685
Net Assessed Under Protest	

* Public Service Protests Values are not included on this report.

Real	Count	Value
Agricultural	231	1,301,236
Commercial	3	105,201
Residential	715	17,696,422
Total Real Value	949	19,102,859
Homestead	449	484,500
Veteran	21	599,409
Other	0	0
Total Exempt	479	1,083,909



TIF Increment Value

Net Assessed 18,018,950

Net Assessed Under Protest

Senior Freeze	70	348,909
Capped Parcels	429	1,161,797

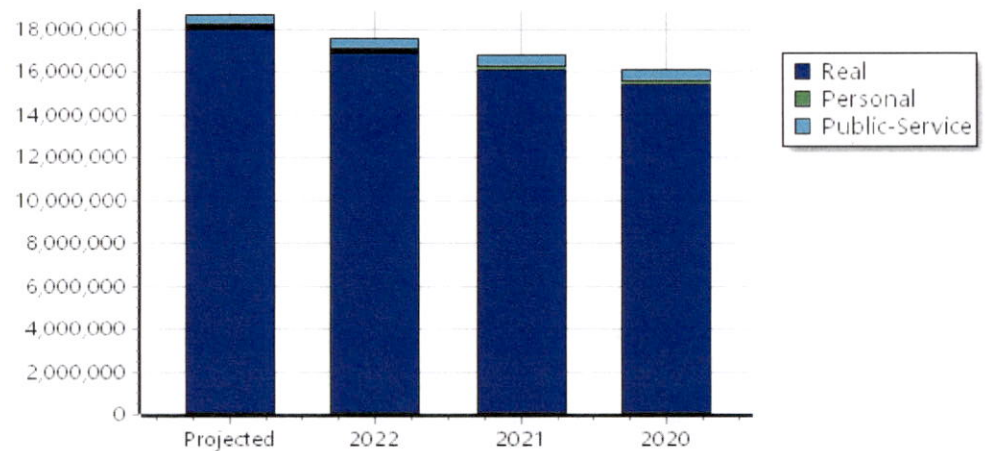
Personal	Count	Value
Agricultural	47	67,584
Commercial	27	26,823
Mobile Home	8	18,974
Total Personal	82	113,381
Total Exempt	7	1,215

TIF Increment Value

Net Assessed 112,166

Net Assessed Under Protest

Public Service	Count	Value
Total PS Value	16	542,745
TIF Increment Value		
Net Assessed		542,745



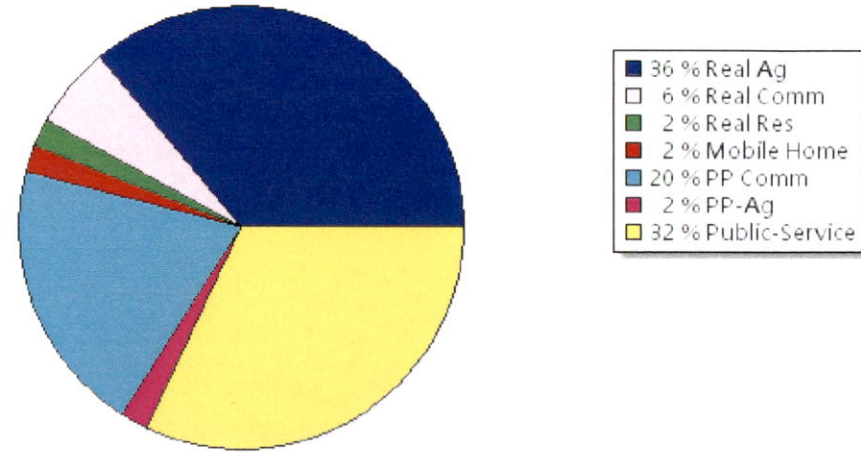
District Totals

Total Gross Value	19,758,985
Homestead Loss	484,500
Other Exemption Loss	600,624
TIF Increment Value	
Retained TIF Value	
Net Assessed Value	18,673,861

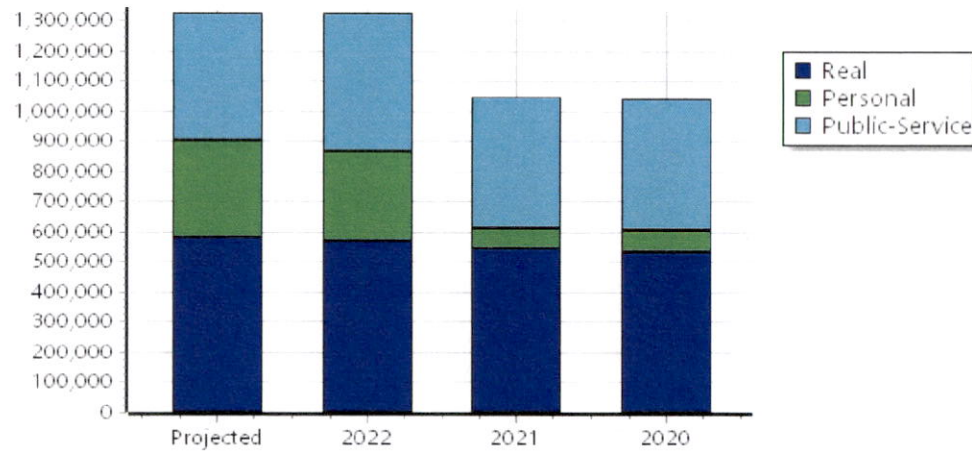
Net Assessed Under Protest

* Public Service Protests Values are not included on this report.

Real	Count	Value
Agricultural	76	475,505
Commercial	4	89,932
Residential	4	39,144
Total Real Value	84	604,581
Homestead	22	22,000
Veteran	0	0
Other	0	0
Total Exempt	22	22,000
TIF Increment Value		
Net Assessed		582,581
Net Assessed Under Protest		
Senior Freeze	4	10,273
Capped Parcels	27	281,509



Personal	Count	Value
Agricultural	21	18,420
Commercial	7	277,695
Mobile Home	6	21,409
Total Personal	34	317,524
Total Exempt	1	200
TIF Increment Value		
Net Assessed		317,324
Net Assessed Under Protest		
Public Service	Count	Value
Total PS Value	11	425,416
TIF Increment Value		
Net Assessed		425,416



District Totals	
Total Gross Value	1,347,521
Homestead Loss	22,000
Other Exemption Loss	200
TIF Increment Value	
Retained TIF Value	
Net Assessed Value	1,325,321
Net Assessed Under Protest	

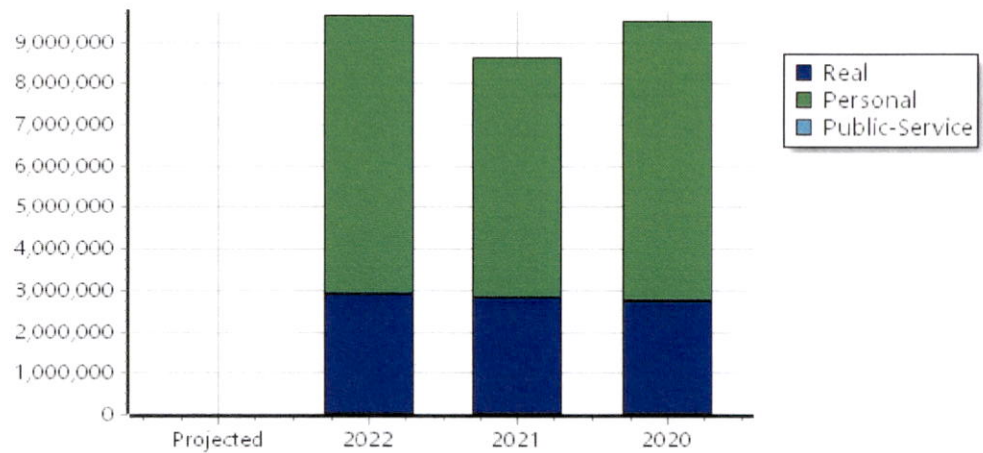
* Public Service Protests Values are not included on this report.

Real	Count	Value
Agricultural	0	0
Commercial	0	0
Residential	0	0
Total Real Value	0	0
Homestead	0	0
Veteran	0	0
Other	0	0
Total Exempt	0	0
TIF Base/Retained Value		
Net Assessed		0
Net Assessed Under Protest		
Senior Freeze	0	0
Capped Parcels	0	0

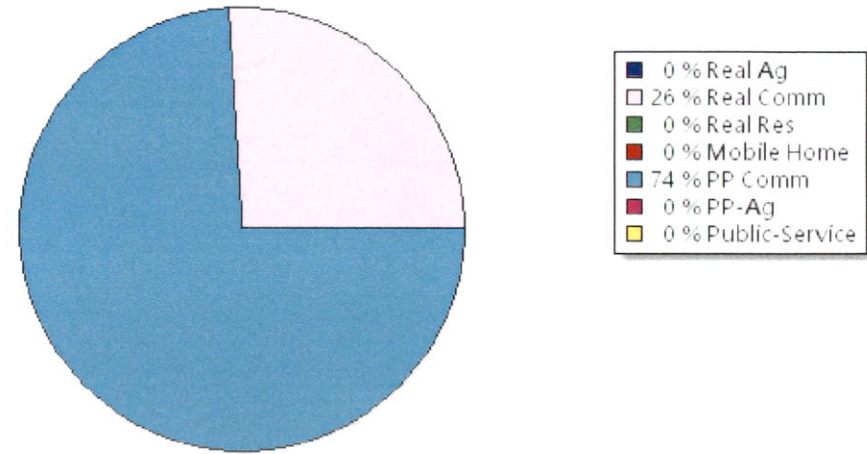
Personal	Count	Value
Agricultural	0	0
Commercial	0	0
Mobile Home	0	0
Total Personal	0	0
Total Exempt	0	0
TIF Base/Retained Value		
Net Assessed		0
Net Assessed Under Protest		
Public Service		
Total PS Value	0	0
TIF Base/Retained Value		
Net Assessed		0

District Totals	
Total Gross Value	0
Homestead Loss	0
Other Exemption Loss	0
TIF Base Value	
Base Retained Value	
Net Assessed Value	0
Net Assessed Under Protest	

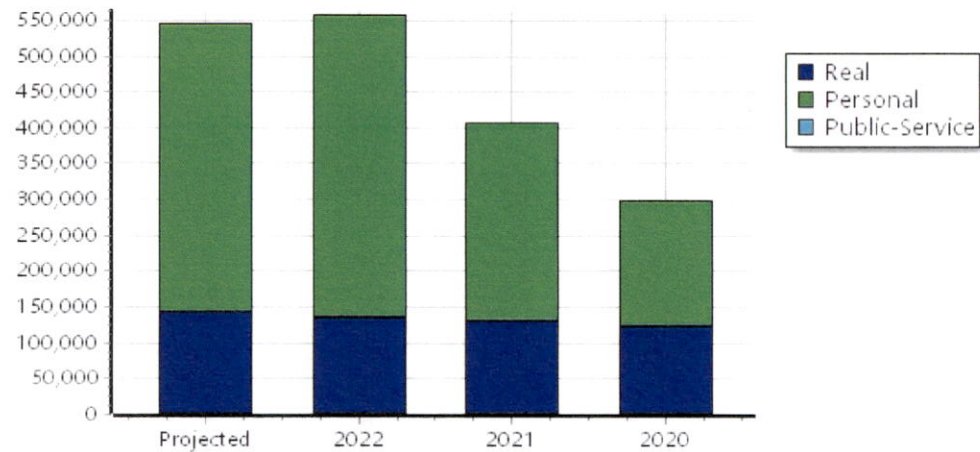
* Public Service Protests Values are not included on this report.



Real	Count	Value
Agricultural	0	0
Commercial	1	142,205
Residential	0	0
Total Real Value	1	142,205
Homestead	0	0
Veteran	0	0
Other	0	0
Total Exempt	0	0
TIF Base/Retained Value		96,250
Net Assessed		45,955
Net Assessed Under Protest		
Senior Freeze	0	0
Capped Parcels	1	45,571



Personal	Count	Value
Agricultural	0	0
Commercial	4	403,116
Mobile Home	0	0
Total Personal	4	403,116
Total Exempt	0	0
TIF Base/Retained Value		0
Net Assessed		403,116
Net Assessed Under Protest		
Public Service	Count	Value
Total PS Value	0	0
TIF Base/Retained Value		0
Net Assessed		0



District Totals	
Total Gross Value	545,321
Homestead Loss	0
Other Exemption Loss	0
TIF Base Value	96,250
Base Retained Value	0
Net Assessed Value	449,071
Net Assessed Under Protest	

TIF Project Summary						
Code	Description	Expires	Base Value	Increment Value	Retained Inc	Total Value
2	NXTGEN Filterworks	2034	96,250	449,071		545,321
Total TIF Valuation :			96,250	449,071	0	545,321

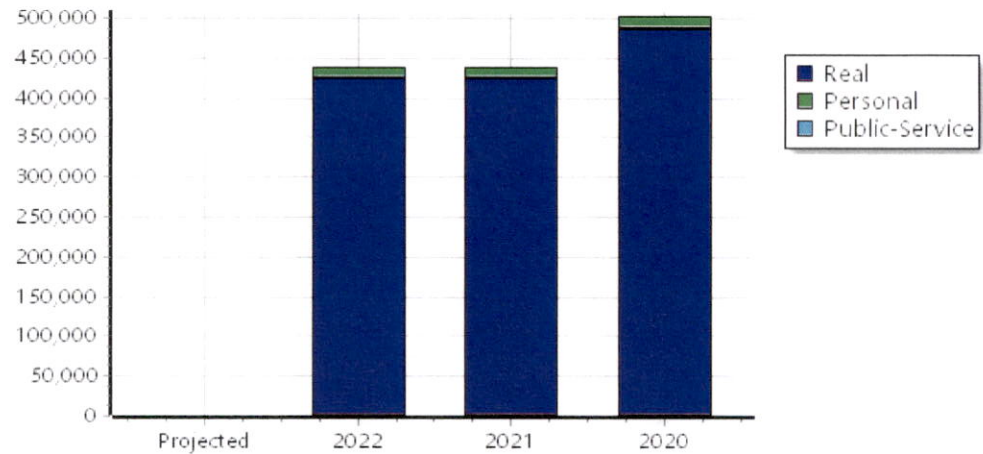
* Public Service Protests Values are not included on this report.

Real	Count	Value
Agricultural	0	0
Commercial	0	0
Residential	0	0
Total Real Value	0	0
Homestead	0	0
Veteran	0	0
Other	0	0
Total Exempt	0	0
TIF Base/Retained Value		
Net Assessed		0
Net Assessed Under Protest		
Senior Freeze	0	0
Capped Parcels	0	0

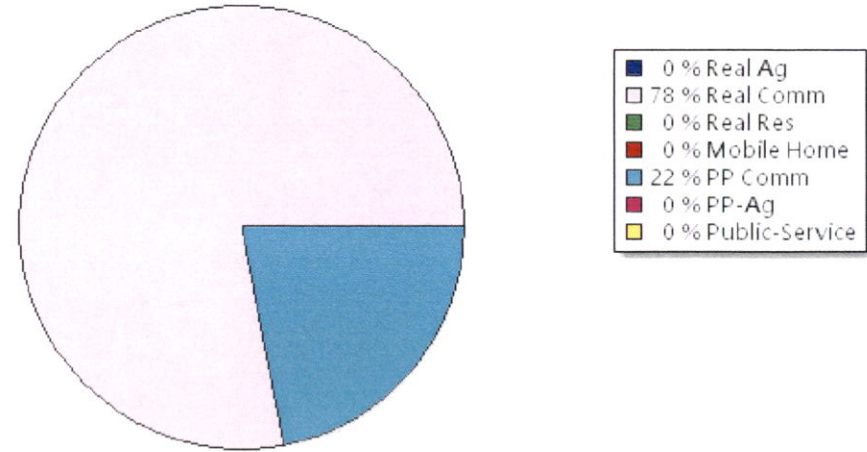
Personal	Count	Value
Agricultural	0	0
Commercial	0	0
Mobile Home	0	0
Total Personal	0	0
Total Exempt	0	0
TIF Base/Retained Value		
Net Assessed		0
Net Assessed Under Protest		
Public Service		
Total PS Value	0	0
TIF Base/Retained Value		
Net Assessed		0

District Totals	
Total Gross Value	0
Homestead Loss	0
Other Exemption Loss	0
TIF Base Value	
Base Retained Value	
Net Assessed Value	0
Net Assessed Under Protest	

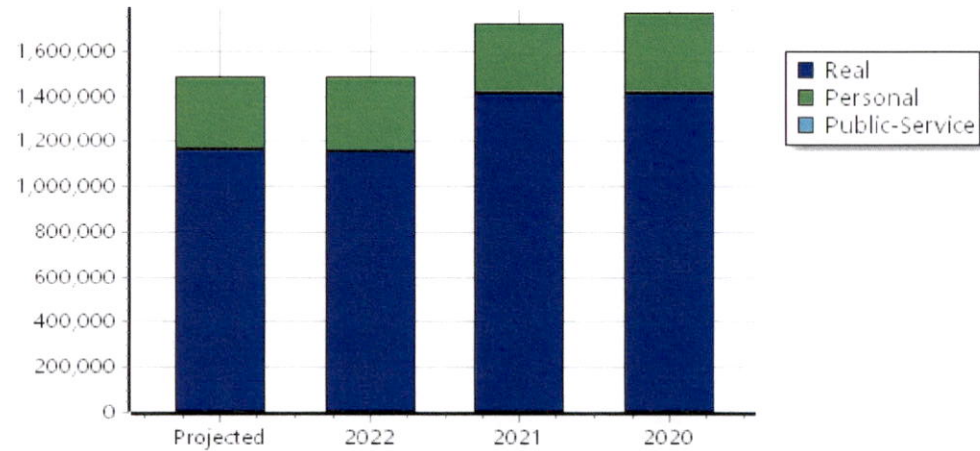
* Public Service Protests Values are not included on this report.



Real	Count	Value
Agricultural	0	0
Commercial	1	1,159,515
Residential	0	0
Total Real Value	1	1,159,515
Homestead	0	0
Veteran	0	0
Other	0	0
Total Exempt	0	0
TIF Base/Retained Value		37,155
Net Assessed		1,122,360
Net Assessed Under Protest		
Senior Freeze	0	0
Capped Parcels	0	0



Personal	Count	Value
Agricultural	0	0
Commercial	1	325,492
Mobile Home	0	0
Total Personal	1	325,492
Total Exempt	0	0
TIF Base/Retained Value		129,820
Net Assessed		195,672
Net Assessed Under Protest		
Public Service	Count	Value
Total PS Value	0	0
TIF Base/Retained Value		
Net Assessed		0



District Totals	
Total Gross Value	1,485,007
Homestead Loss	0
Other Exemption Loss	0
TIF Base Value	166,975
Base Retained Value	
Net Assessed Value	1,318,032
Net Assessed Under Protest	

TIF Project Summary						
Code	Description	Expires	Base Value	Increment Value	Retained Inc	Total Value
5	MELTON TRUCK LINES	2034	166,975	1,318,032		1,485,007
Total TIF Valuation :			166,975	1,318,032	0	1,485,007

* Public Service Protests Values are not included on this report.